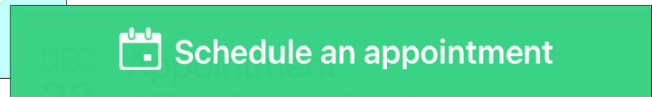



# Iris: WCU Student Health

William Carey University students and faculty will now be able to schedule appointments in Iris for this new immediate care department serviced by Hattiesburg Clinic providers.


## Try It Out

1. Download the **MyChart** app and sign in to your account with Iris Hattiesburg Clinic/Forrest Health.
2. In MyChart, click the **Visits** button. Then click **Schedule an appointment**.
3. Below **What type of appointment would you like to schedule?** choose **William Carey University Student Health**.
4. You must answer **Yes** to the question, **Are you a William Carey University student or employee?**, in order to continue with scheduling the appointment.
5. Select an appointment time from the available times.
6. Before completing scheduling, briefly state a reason for your appointment. Then click **Schedule**.
7. Prior to the appointment, click **eCheck-in** to update and/or complete necessary information.



8. Prior to the appointment, click **eCheck-in** to update and/or complete necessary information.



*Make sure any questions with a  are answered in order to continue.*

- a. Click on your picture icon in the MyChart app. Then select **Account Settings**.
- b. Scroll down to **Appointment Arrival** and slide the button to the right to turn on.
- c. Select **Turn on Appointment Arrival** to make sure the setting is enabled on your phone.
- d. When you arrive at the clinic, you will receive a notification on your phone that you have been checked in and can wait to be seen.

