

GRADUATE FOLLOW-UP REPORT



WILLIAM CAREY

U N I V E R S I T Y

Report on the 2014 WCU Graduates

CONTENTS

Biology - Hattiesburg
Business Administration - Combined
Chemistry - Hattiesburg
Criminal Justice - Tradition
Elementary Education - Hattiesburg
Elementary Education - Tradition
English - Hattiesburg
Health, P.E. & Recreation - Hattiesburg
Health Related Professions - Hattiesburg
Mass Communication - Hattiesburg
Music BGS - Hattiesburg
Music Education - Hattiesburg
Music Performance - Hattiesburg
Nursing - Hattiesburg
Nursing - Tradition
Psychology - Hattiesburg
Psychology - Tradition
Religion - Hattiesburg
Social Science - Hattiesburg
Speech Communication - Hattiesburg
Theatre - Hattiesburg
Master of Arts - English
Master of Biological Science - Hattiesburg
Master of Business Administration - Combined
Master of Education - Hattiesburg
Master of Education - Tradition
Master of Music - Hattiesburg
Master of Science in Counseling Psychology - Tradition
Master of Science in Counseling Psychology - Hattiesburg
Master of Science in Nursing - Hattiesburg
Master of Science in Nursing - Tradition
PhD Higher Education Administration - Hattiesburg
PhD Nursing Education and Administration - Hattiesburg

GRADUATE FOLLOW-UP REPORT

Date of Interview _____ Interviewer _____

Department _____ / Major _____

Name _____ Graduation Date _____

Phone number _____

Where are you employed? _____

Job description _____

2. I am presently an active member of a church 1. Yes 2. No Name of Church

5. Type of Employer: Church (5) Federal/State (4) Educational (3) Military (2) Private (1)

8. Job preparation received at William Carey University: Excellent(5) Good(4) Fair(3) Inadequate(2)

10. Are you: Presently enrolled in a graduate program (5) Plan to enroll in the near future (4)
Plan to enroll in the next five years (3) Do not plan to ever enroll in a graduate program (2)
Plan to pursue a military career (1)

14. Employment Status:

Full-Time in a related field(5) Full-time in unrelated field(4) Part-time related(3) Part-time unrelated(2)

18. Unemployed Status:

Unemployed and not seeking employment(5) Unemployed and seeking employment(4) Retired(3)

20. Do you recommend William Carey University to individuals seeking programs similar to the one you completed?

Yes (5) No(4)

24. Approximate GPA? 3.5-4 (5) 3.-3.5 (4) 2.5-3 (3) 2.-2.5 (2)

26. Community/Junior college transfer Yes (1) No (2)

Please indicate your level of satisfaction with the following aspects of your university experience at WCU:

29. Instruction in courses Excellent(5) Good(4) Fair(3) Poor(2)

31. Accessibility of instructors Excellent(5) Good(4) Fair(3) Poor(2)

33. Quality of career counseling Excellent(5) Good(4) Fair(3) Poor(2)

35. Overall academic degree program Excellent(5) Good(4) Fair(3) Poor(2)

List any civic activities with which you are involved and note your membership in any civic organizations

List church related activities or organizations in which you take an active part.

**William Carey University
Biology - Graduate Follow-Up Survey 2015**

1 - I am presently an active member of a church								
Response Option	Weight	Frequency	Percentage	Percent Responses			Mean	
Yes	(1)	4	66.67%					
No	(2)	2	33.33%					
				0	25	50	75	100
Return Rateq								
6/39 (15.38%)								

2 - Type of Employer:								
Response Option	Weight	Frequency	Percentage	Percent Responses			Mean	
Private	(5)	4	66.67%					
Military	(4)	0	0%					
Educational	(3)	1	16.67%					
Federal/State	(2)	1	16.67%					
Church	(1)	0	0%					
				0	25	50	75	100
Return Rateq								
6/39 (15.38%)								

3 - Job preparation received at William Carey University:								
Response Option	Weight	Frequency	Percentage	Percent Responses			Mean	
Excellent	(4)	1	16.67%				2.67	
Good	(3)	3	50%					
Fair	(2)	1	16.67%					
Inadequate	(1)	1	16.67%					
				0	25	50	75	100
Return Rateq		Mean	STD					
6/39 (15.38%)		2.67	1.03					

4 - Are you:								
Response Option	Weight	Frequency	Percentage	Percent Responses			Mean	
Presently enrolled in a graduate program	(1)	2	33.33%				2.33	
Plan to enroll in the near future	(2)	1	16.67%					
Plan to enroll in the next five years	(3)	2	33.33%					
Do not plan to ever enroll in a graduate program	(4)	1	16.67%					
Plan to pursue a military career	(5)	0	0%					
				0	25	50	75	100
Return Rateq		Mean	STD					
6/39 (15.38%)		2.33	1.21					

5 - Employment Status:								
Response Option	Weight	Frequency	Percentage	Percent Responses			Mean	
Full-Time in a related field	(1)	3	50%				2.17	
Full-time in unrelated field	(2)	0	0%					
Part-time in a related field	(3)	2	33.33%					
Part-time in unrelated field	(4)	1	16.67%					
				0	25	50	75	100
Return Rateq		Mean	STD					
6/39 (15.38%)		2.17	1.33					

**William Carey University
Biology - Graduate Follow-Up Survey 2015**

6 - Unemployed Status:										
Response Option	Weight	Frequency	Percentage	Percent Responses			Mean			
Unemployed and not seeking employment	(1)	0	0%		0	25	50	75	100	Question
Unemployed and seeking employment	(2)	0	0%							
Retired	(3)	0	0%							
Not Applicable	(0)	6	100%							
Return Rateq	Mean	STD								
6/39 (15.38%)	0	0.00								

7 - Do you recommend William Carey University to individuals seeking programs similar to the one you completed?										
Response Option	Weight	Frequency	Percentage	Percent Responses			Mean			
Yes	(1)	6	100%		0	25	50	75	100	Question
No	(2)	0	0%							
Return Rateq	Mean	STD								
6/39 (15.38%)	1	0.00								





8 - Approximate GPA?										
Response Option	Weight	Frequency	Percentage	Percent Responses			Mean			
3.5-4.0	(4)	4	66.67%		0	25	50	75	100	Question
3.0-3.5	(3)	1	16.67%							
2.5-3.0	(2)	1	16.67%							
2.0-2.5	(1)	0	0%							
Return Rateq	Mean	STD								
6/39 (15.38%)	3.5	0.84								



9 - Were you a Community or Junior college transfer?										
Response Option	Weight	Frequency	Percentage	Percent Responses			Mean			
Yes	(1)	2	33.33%		0	25	50	75	100	Question
No	(2)	4	66.67%							
Return Rateq	Mean	STD								
6/39 (15.38%)	1.67	0.52								

10 - Instruction in courses -										
Response Option	Weight	Frequency	Percentage	Percent Responses			Mean			
Excellent	(4)	2	33.33%		0	25	50	75	100	Question
Good	(3)	4	66.67%							
Fair	(2)	0	0%							
Poor	(1)	0	0%							
Return Rateq	Mean	STD								
6/39 (15.38%)	3.33	0.52								

11 - Accessibility of instructors-										
Response Option	Weight	Frequency	Percentage	Percent Responses			Mean			
Excellent	(4)	6	100%		0	25	50	75	100	Question
Good	(3)	0	0%							
Fair	(2)	0	0%							
Poor	(1)	0	0%							
Return Rateq	Mean	STD								
6/39 (15.38%)	4	0.00								

William Carey University
Biology - Graduate Follow-Up Survey 2015

12 - Quality of career counseling-									
Response Option	Weight	Frequency	Percentage	Percent Responses		Mean			
Excellent	(4)	1	16.67%			2.50			
Good	(3)	2	33.33%						
Fair	(2)	2	33.33%						
Poor	(1)	1	16.67%						
				0	25	50	75	100	Question
Return Rateq	Mean	STD							
6/39 (15.38%)	2.5	1.05							

13 - Overall academic degree program -									
Response Option	Weight	Frequency	Percentage	Percent Responses		Mean			
Excellent	(4)	1	16.67%			3.17			
Good	(3)	5	83.33%						
Fair	(2)	0	0%						
Poor	(1)	0	0%						
				0	25	50	75	100	Question
Return Rateq	Mean	STD							
6/39 (15.38%)	3.17	0.41							

**William Carey University
Business Majors All Campuses 2015**

1 - I am presently an active member of a church								
Response Option	Weight	Frequency	Percentage	Percent Responses			Mean	
Yes	(1)	13	65%					
No	(2)	7	35%					
				0	25	50	75	100
Return Rateq								
20/74 (27.03%)								

2 - Type of Employer:								
Response Option	Weight	Frequency	Percentage	Percent Responses			Mean	
Private	(5)	12	66.67%					
Military	(4)	0	0%					
Educational	(3)	3	16.67%					
Federal/State	(2)	3	16.67%					
Church	(1)	0	0%					
				0	25	50	75	100
Return Rateq								
18/74 (24.32%)								

3 - Job preparation received at William Carey University:								
Response Option	Weight	Frequency	Percentage	Percent Responses			Mean	
Excellent	(4)	9	47.37%				3.37	
Good	(3)	8	42.11%					
Fair	(2)	2	10.53%					
Inadequate	(1)	0	0%					
				0	25	50	75	100
Return Rateq		Mean	STD					
19/74 (25.68%)		3.37	0.68					

4 - Are you:								
Response Option	Weight	Frequency	Percentage	Percent Responses			Mean	
Presently enrolled in a graduate program	(1)	7	35%				2.35	
Plan to enroll in the near future	(2)	4	20%					
Plan to enroll in the next five years	(3)	4	20%					
Do not plan to ever enroll in a graduate program	(4)	5	25%					
Plan to pursue a military career	(5)	0	0%					
				0	25	50	75	100
Return Rateq		Mean	STD					
20/74 (27.03%)		2.35	1.23					

5 - Employment Status:								
Response Option	Weight	Frequency	Percentage	Percent Responses			Mean	
Full-Time in a related field	(1)	12	63.16%				1.74	
Full-time in unrelated field	(2)	3	15.79%					
Part-time in a related field	(3)	1	5.26%					
Part-time in unrelated field	(4)	3	15.79%					
				0	25	50	75	100
Return Rateq		Mean	STD					
19/74 (25.68%)		1.74	1.15					

**William Carey University
Business Majors All Campuses 2015**

6 - Unemployed Status:					
Response Option	Weight	Frequency	Percentage	Percent Responses	Mean
Unemployed and not seeking employment	(1)	1	5%		1.50
Unemployed and seeking employment	(2)	1	5%		
Retired	(3)	0	0%		
Not Applicable	(0)	18	90%		
				0 25 50 75 100	Question
Return Rateq	Mean	STD			
20/74 (27.03%)	1.5	0.71			

7 - Do you recommend William Carey University to individuals seeking programs similar to the one you completed?					
Response Option	Weight	Frequency	Percentage	Percent Responses	Mean
Yes	(1)	17	89.47%		1.11
No	(2)	2	10.53%		
				0 25 50 75 100	Question
Return Rateq	Mean	STD			
19/74 (25.68%)	1.11	0.32			





8 - Approximate GPA?					
Response Option	Weight	Frequency	Percentage	Percent Responses	Mean
3.5-4.0	(4)	5	26.32%		3.05
3.0-3.5	(3)	11	57.89%		
2.5-3.0	(2)	2	10.53%		
2.0-2.5	(1)	1	5.26%		
				0 25 50 75 100	Question
Return Rateq	Mean	STD			
19/74 (25.68%)	3.05	0.78			





9 - Were you a Community or Junior college transfer?					
Response Option	Weight	Frequency	Percentage	Percent Responses	Mean
Yes	(1)	14	73.68%		1.26
No	(2)	5	26.32%		
				0 25 50 75 100	Question
Return Rateq	Mean	STD			
19/74 (25.68%)	1.26	0.45			

10 - Instruction in courses -					
Response Option	Weight	Frequency	Percentage	Percent Responses	Mean
Excellent	(4)	11	55%		3.50
Good	(3)	8	40%		
Fair	(2)	1	5%		
Poor	(1)	0	0%		
				0 25 50 75 100	Question
Return Rateq	Mean	STD			
20/74 (27.03%)	3.5	0.61			

11 - Accessibility of instructors-					
Response Option	Weight	Frequency	Percentage	Percent Responses	Mean
Excellent	(4)	14	70%		3.65
Good	(3)	5	25%		
Fair	(2)	1	5%		
Poor	(1)	0	0%		
				0 25 50 75 100	Question
Return Rateq	Mean	STD			
20/74 (27.03%)	3.65	0.59			

**William Carey University
Business Majors All Campuses 2015**

12 - Quality of career counseling-									
Response Option	Weight	Frequency	Percentage	Percent Responses		Mean			
Excellent	(4)	9	45%			3.10			
Good	(3)	6	30%						
Fair	(2)	3	15%						
Poor	(1)	2	10%						
				0	25	50	75	100	Question
Return Rateq	Mean	STD							
20/74 (27.03%)	3.1	1.02							

13 - Overall academic degree program -									
Response Option	Weight	Frequency	Percentage	Percent Responses		Mean			
Excellent	(4)	10	50%			3.35			
Good	(3)	7	35%						
Fair	(2)	3	15%						
Poor	(1)	0	0%						
				0	25	50	75	100	Question
Return Rateq	Mean	STD							
20/74 (27.03%)	3.35	0.75							

William Carey University
Chemistry - Graduate Follow-Up Survey 2015

1 - I am presently an active member of a church								
Response Option	Weight	Frequency	Percentage	Percent Responses			Mean	
Yes	(1)	0	0%					
No	(2)	1	100%					
				0	25	50	75	100
Return Rateq								
1/2 (50%)								

2 - Type of Employer:								
Response Option	Weight	Frequency	Percentage	Percent Responses			Mean	
Private	(5)	0	0%					
Military	(4)	0	0%					
Educational	(3)	1	100%					
Federal/State	(2)	0	0%					
Church	(1)	0	0%					
				0	25	50	75	100
Return Rateq								
1/2 (50%)								

3 - Job preparation received at William Carey University:								
Response Option	Weight	Frequency	Percentage	Percent Responses			Mean	
Excellent	(4)	0	0%				3.00	
Good	(3)	1	100%					
Fair	(2)	0	0%					
Inadequate	(1)	0	0%					
				0	25	50	75	100
Return Rateq		Mean	STD					
1/2 (50%)		3	0.00					

4 - Are you:								
Response Option	Weight	Frequency	Percentage	Percent Responses			Mean	
Presently enrolled in a graduate program	(1)	1	100%				1.00	
Plan to enroll in the near future	(2)	0	0%					
Plan to enroll in the next five years	(3)	0	0%					
Do not plan to ever enroll in a graduate program	(4)	0	0%					
Plan to pursue a military career	(5)	0	0%					
				0	25	50	75	100
Return Rateq		Mean	STD					
1/2 (50%)		1	0.00					

5 - Employment Status:								
Response Option	Weight	Frequency	Percentage	Percent Responses			Mean	
Full-Time in a related field	(1)	1	100%				1.00	
Full-time in unrelated field	(2)	0	0%					
Part-time in a related field	(3)	0	0%					
Part-time in unrelated field	(4)	0	0%					
				0	25	50	75	100
Return Rateq		Mean	STD					
1/2 (50%)		1	0.00					

William Carey University
Chemistry - Graduate Follow-Up Survey 2015

6 - Unemployed Status:										
Response Option	Weight	Frequency	Percentage	Percent Responses			Mean			
Unemployed and not seeking employment	(1)	0	0%		0	25	50	75	100	Question
Unemployed and seeking employment	(2)	0	0%							
Retired	(3)	0	0%							
Not Applicable	(0)	1	100%							
Return Rateq			Mean	STD						
1/2 (50%)			0	0.00						

7 - Do you recommend William Carey University to individuals seeking programs similar to the one you completed?										
Response Option	Weight	Frequency	Percentage	Percent Responses			Mean			
Yes	(1)	1	100%		0	25	50	75	100	Question
No	(2)	0	0%							
Return Rateq			Mean	STD						
1/2 (50%)			1	0.00						

8 - Approximate GPA?										
Response Option	Weight	Frequency	Percentage	Percent Responses			Mean			
3.5-4.0	(4)	1	100%		0	25	50	75	100	Question
3.0-3.5	(3)	0	0%							
2.5-3.0	(2)	0	0%							
2.0-2.5	(1)	0	0%							
Return Rateq			Mean	STD						
1/2 (50%)			4	0.00						

9 - Were you a Community or Junior college transfer?										
Response Option	Weight	Frequency	Percentage	Percent Responses			Mean			
Yes	(1)	0	0%		0	25	50	75	100	Question
No	(2)	1	100%							
Return Rateq			Mean	STD						
1/2 (50%)			2	0.00						

10 - Instruction in courses -										
Response Option	Weight	Frequency	Percentage	Percent Responses			Mean			
Excellent	(4)	1	100%		0	25	50	75	100	Question
Good	(3)	0	0%							
Fair	(2)	0	0%							
Poor	(1)	0	0%							
Return Rateq			Mean	STD						
1/2 (50%)			4	0.00						

11 - Accessibility of instructors-										
Response Option	Weight	Frequency	Percentage	Percent Responses			Mean			
Excellent	(4)	1	100%		0	25	50	75	100	Question
Good	(3)	0	0%							
Fair	(2)	0	0%							
Poor	(1)	0	0%							
Return Rateq			Mean	STD						
1/2 (50%)			4	0.00						

William Carey University
Chemistry - Graduate Follow-Up Survey 2015

12 - Quality of career counseling-									
Response Option	Weight	Frequency	Percentage	Percent Responses			Mean		
Excellent	(4)	1	100%				4.00		
Good	(3)	0	0%						
Fair	(2)	0	0%						
Poor	(1)	0	0%						
				0	25	50	75	100	Question
Return Rateq	Mean	STD							
1/2 (50%)	4	0.00							

13 - Overall academic degree program -									
Response Option	Weight	Frequency	Percentage	Percent Responses			Mean		
Excellent	(4)	1	100%				4.00		
Good	(3)	0	0%						
Fair	(2)	0	0%						
Poor	(1)	0	0%						
				0	25	50	75	100	Question
Return Rateq	Mean	STD							
1/2 (50%)	4	0.00							

William Carey University
Criminal Justice - Graduate Follow-Up Survey 2015

1 - I am presently an active member of a church									
Response Option	Weight	Frequency	Percentage	Percent Responses			Mean		
Yes	(1)	0	0%						
No	(2)	1	100%						
				0	25	50	75	100	
Return Rateq									
1/5 (20%)									

2 - Type of Employer:									
Response Option	Weight	Frequency	Percentage	Percent Responses			Mean		
Private	(5)	0	0%						
Military	(4)	0	0%						
Educational	(3)	0	0%						
Federal/State	(2)	1	100%						
Church	(1)	0	0%						
				0	25	50	75	100	
Return Rateq									
1/5 (20%)									

3 - Job preparation received at William Carey University:									
Response Option	Weight	Frequency	Percentage	Percent Responses			Mean		
Excellent	(4)	1	100%				4.00		
Good	(3)	0	0%						
Fair	(2)	0	0%						
Inadequate	(1)	0	0%						
				0	25	50	75	100	Question
Return Rateq		Mean	STD						
1/5 (20%)		4	0.00						

4 - Are you:									
Response Option	Weight	Frequency	Percentage	Percent Responses			Mean		
Presently enrolled in a graduate program	(1)	0	0%				2.00		
Plan to enroll in the near future	(2)	1	100%						
Plan to enroll in the next five years	(3)	0	0%						
Do not plan to ever enroll in a graduate program	(4)	0	0%						
Plan to pursue a military career	(5)	0	0%						
				0	25	50	75	100	Question
Return Rateq		Mean	STD						
1/5 (20%)		2	0.00						

5 - Employment Status:									
Response Option	Weight	Frequency	Percentage	Percent Responses			Mean		
Full-Time in a related field	(1)	1	100%				1.00		
Full-time in unrelated field	(2)	0	0%						
Part-time in a related field	(3)	0	0%						
Part-time in unrelated field	(4)	0	0%						
				0	25	50	75	100	Question
Return Rateq		Mean	STD						
1/5 (20%)		1	0.00						

William Carey University
Criminal Justice - Graduate Follow-Up Survey 2015

6 - Unemployed Status:										
Response Option	Weight	Frequency	Percentage	Percent Responses			Mean			
Unemployed and not seeking employment	(1)	0	0%		0	25	50	75	100	Question
Unemployed and seeking employment	(2)	0	0%							
Retired	(3)	0	0%							
Not Applicable	(0)	1	100%							
Return Rateq										
1/5 (20%)										
Mean										
STD										
0										
0.00										

7 - Do you recommend William Carey University to individuals seeking programs similar to the one you completed?										
Response Option	Weight	Frequency	Percentage	Percent Responses			Mean			
Yes	(1)	1	100%		0	25	50	75	100	Question
No	(2)	0	0%							
Return Rateq										
1/5 (20%)										
Mean										
STD										
1										
0.00										

8 - Approximate GPA?										
Response Option	Weight	Frequency	Percentage	Percent Responses			Mean			
3.5-4.0	(4)	0	0%		0	25	50	75	100	Question
3.0-3.5	(3)	0	0%							
2.5-3.0	(2)	1	100%							
2.0-2.5	(1)	0	0%							
Return Rateq										
1/5 (20%)										
Mean										
STD										
2										
0.00										

9 - Were you a Community or Junior college transfer?										
Response Option	Weight	Frequency	Percentage	Percent Responses			Mean			
Yes	(1)	1	100%		0	25	50	75	100	Question
No	(2)	0	0%							
Return Rateq										
1/5 (20%)										
Mean										
STD										
1										
0.00										

10 - Instruction in courses -										
Response Option	Weight	Frequency	Percentage	Percent Responses			Mean			
Excellent	(4)	1	100%		0	25	50	75	100	Question
Good	(3)	0	0%							
Fair	(2)	0	0%							
Poor	(1)	0	0%							
Return Rateq										
1/5 (20%)										
Mean										
STD										
4										
0.00										

11 - Accessibility of instructors-										
Response Option	Weight	Frequency	Percentage	Percent Responses			Mean			
Excellent	(4)	1	100%		0	25	50	75	100	Question
Good	(3)	0	0%							
Fair	(2)	0	0%							
Poor	(1)	0	0%							
Return Rateq										
1/5 (20%)										
Mean										
STD										
4										
0.00										

William Carey University
Criminal Justice - Graduate Follow-Up Survey 2015

12 - Quality of career counseling-									
Response Option	Weight	Frequency	Percentage	Percent Responses			Mean		
Excellent	(4)	1	100%				4.00		
Good	(3)	0	0%						
Fair	(2)	0	0%						
Poor	(1)	0	0%						
				0	25	50	75	100	Question
Return Rateq	Mean	STD							
1/5 (20%)	4	0.00							

13 - Overall academic degree program -									
Response Option	Weight	Frequency	Percentage	Percent Responses			Mean		
Excellent	(4)	1	100%				4.00		
Good	(3)	0	0%						
Fair	(2)	0	0%						
Poor	(1)	0	0%						
				0	25	50	75	100	Question
Return Rateq	Mean	STD							
1/5 (20%)	4	0.00							

William Carey University
Elem Ed. Hattiesburg - Graduate Follow-Up Survey 2015

1 - I am presently an active member of a church								
Response Option	Weight	Frequency	Percentage	Percent Responses			Mean	
Yes	(1)	9	100%					
No	(2)	0	0%					
				0	25	50	75	100
Return Rateq								
9/43 (20.93%)								

2 - Type of Employer:								
Response Option	Weight	Frequency	Percentage	Percent Responses			Mean	
Private	(5)	0	0%					
Military	(4)	0	0%					
Educational	(3)	10	100%					
Federal/State	(2)	0	0%					
Church	(1)	0	0%					
				0	25	50	75	100
Return Rateq								
10/43 (23.26%)								

3 - Job preparation received at William Carey University:								
Response Option	Weight	Frequency	Percentage	Percent Responses			Mean	
Excellent	(4)	6	66.67%				3.56	
Good	(3)	2	22.22%					
Fair	(2)	1	11.11%					
Inadequate	(1)	0	0%					
				0	25	50	75	100
Return Rateq		Mean	STD					
9/43 (20.93%)		3.56	0.73					

4 - Are you:								
Response Option	Weight	Frequency	Percentage	Percent Responses			Mean	
Presently enrolled in a graduate program	(1)	5	55.56%				1.67	
Plan to enroll in the near future	(2)	3	33.33%					
Plan to enroll in the next five years	(3)	0	0%					
Do not plan to ever enroll in a graduate program	(4)	1	11.11%					
Plan to pursue a military career	(5)	0	0%					
				0	25	50	75	100
Return Rateq		Mean	STD					
9/43 (20.93%)		1.67	1.00					

5 - Employment Status:								
Response Option	Weight	Frequency	Percentage	Percent Responses			Mean	
Full-Time in a related field	(1)	9	100%				1.00	
Full-time in unrelated field	(2)	0	0%					
Part-time in a related field	(3)	0	0%					
Part-time in unrelated field	(4)	0	0%					
				0	25	50	75	100
Return Rateq		Mean	STD					
9/43 (20.93%)		1	0.00					

William Carey University
Elem Ed. Hattiesburg - Graduate Follow-Up Survey 2015

6 - Unemployed Status:										
Response Option	Weight	Frequency	Percentage	Percent Responses			Mean			
Unemployed and not seeking employment	(1)	0	0%		0	25	50	75	100	Question
Unemployed and seeking employment	(2)	0	0%							
Retired	(3)	0	0%							
Not Applicable	(0)	9	100%							
Return Rateq	Mean	STD								
9/43 (20.93%)	0	0.00								

7 - Do you recommend William Carey University to individuals seeking programs similar to the one you completed?										
Response Option	Weight	Frequency	Percentage	Percent Responses			Mean			
Yes	(1)	9	100%		0	25	50	75	100	Question
No	(2)	0	0%							
Return Rateq	Mean	STD								
9/43 (20.93%)	1	0.00								





8 - Approximate GPA?										
Response Option	Weight	Frequency	Percentage	Percent Responses			Mean			
3.5-4.0	(4)	4	44.44%		0	25	50	75	100	Question
3.0-3.5	(3)	5	55.56%							
2.5-3.0	(2)	0	0%							
2.0-2.5	(1)	0	0%							
Return Rateq	Mean	STD								
9/43 (20.93%)	3.44	0.53								





9 - Were you a Community or Junior college transfer?										
Response Option	Weight	Frequency	Percentage	Percent Responses			Mean			
Yes	(1)	8	88.89%		0	25	50	75	100	Question
No	(2)	1	11.11%							
Return Rateq	Mean	STD								
9/43 (20.93%)	1.11	0.33								

10 - Instruction in courses -										
Response Option	Weight	Frequency	Percentage	Percent Responses			Mean			
Excellent	(4)	4	44.44%		0	25	50	75	100	Question
Good	(3)	5	55.56%							
Fair	(2)	0	0%							
Poor	(1)	0	0%							
Return Rateq	Mean	STD								
9/43 (20.93%)	3.44	0.53								

11 - Accessibility of instructors-										
Response Option	Weight	Frequency	Percentage	Percent Responses			Mean			
Excellent	(4)	3	33.33%		0	25	50	75	100	Question
Good	(3)	6	66.67%							
Fair	(2)	0	0%							
Poor	(1)	0	0%							
Return Rateq	Mean	STD								
9/43 (20.93%)	3.33	0.50								

William Carey University
Elem Ed. Hattiesburg - Graduate Follow-Up Survey 2015

12 - Quality of career counseling-									
Response Option	Weight	Frequency	Percentage	Percent Responses		Mean			
Excellent	(4)	4	44.44%			3.22			
Good	(3)	3	33.33%						
Fair	(2)	2	22.22%						
Poor	(1)	0	0%						
				0	25	50	75	100	Question
Return Rateq	Mean	STD							
9/43 (20.93%)	3.22	0.83							

13 - Overall academic degree program -									
Response Option	Weight	Frequency	Percentage	Percent Responses		Mean			
Excellent	(4)	4	44.44%			3.44			
Good	(3)	5	55.56%						
Fair	(2)	0	0%						
Poor	(1)	0	0%						
				0	25	50	75	100	Question
Return Rateq	Mean	STD							
9/43 (20.93%)	3.44	0.53							

William Carey University
Elem Ed-Tradition - Graduate Follow-Up Survey 2015

1 - I am presently an active member of a church								
Response Option	Weight	Frequency	Percentage	Percent Responses			Mean	
Yes	(1)	4	66.67%					
No	(2)	2	33.33%					
				0	25	50	75	100
Return Rateq								
6/22 (27.27%)								

2 - Type of Employer:								
Response Option	Weight	Frequency	Percentage	Percent Responses			Mean	
Private	(5)	0	0%					
Military	(4)	0	0%					
Educational	(3)	7	100%					
Federal/State	(2)	0	0%					
Church	(1)	0	0%					
				0	25	50	75	100
Return Rateq								
7/22 (31.82%)								

3 - Job preparation received at William Carey University:								
Response Option	Weight	Frequency	Percentage	Percent Responses			Mean	
Excellent	(4)	5	71.43%				3.57	
Good	(3)	1	14.29%					
Fair	(2)	1	14.29%					
Inadequate	(1)	0	0%					
				0	25	50	75	100
Return Rateq		Mean	STD					
7/22 (31.82%)		3.57	0.79					

4 - Are you:								
Response Option	Weight	Frequency	Percentage	Percent Responses			Mean	
Presently enrolled in a graduate program	(1)	3	42.86%				1.71	
Plan to enroll in the near future	(2)	3	42.86%					
Plan to enroll in the next five years	(3)	1	14.29%					
Do not plan to ever enroll in a graduate program	(4)	0	0%					
Plan to pursue a military career	(5)	0	0%					
				0	25	50	75	100
Return Rateq		Mean	STD					
7/22 (31.82%)		1.71	0.76					

5 - Employment Status:								
Response Option	Weight	Frequency	Percentage	Percent Responses			Mean	
Full-Time in a related field	(1)	7	100%				1.00	
Full-time in unrelated field	(2)	0	0%					
Part-time in a related field	(3)	0	0%					
Part-time in unrelated field	(4)	0	0%					
				0	25	50	75	100
Return Rateq		Mean	STD					
7/22 (31.82%)		1	0.00					

William Carey University
Elem Ed-Tradition - Graduate Follow-Up Survey 2015

6 - Unemployed Status:									
Response Option	Weight	Frequency	Percentage	Percent Responses			Mean		
Unemployed and not seeking employment	(1)	0	0%						
Unemployed and seeking employment	(2)	0	0%						
Retired	(3)	0	0%						
Not Applicable	(0)	7	100%						
				0	25	50	75	100	Question
Return Rateq	Mean	STD							
7/22 (31.82%)	0	0.00							

7 - Do you recommend William Carey University to individuals seeking programs similar to the one you completed?									
Response Option	Weight	Frequency	Percentage	Percent Responses			Mean		
Yes	(1)	7	100%				1.00		
No	(2)	0	0%						
				0	25	50	75	100	Question
Return Rateq	Mean	STD							
7/22 (31.82%)	1	0.00							

8 - Approximate GPA?									
Response Option	Weight	Frequency	Percentage	Percent Responses			Mean		
3.5-4.0	(4)	4	57.14%				3.29		
3.0-3.5	(3)	1	14.29%						
2.5-3.0	(2)	2	28.57%						
2.0-2.5	(1)	0	0%						
				0	25	50	75	100	Question
Return Rateq	Mean	STD							
7/22 (31.82%)	3.29	0.95							

9 - Were you a Community or Junior college transfer?									
Response Option	Weight	Frequency	Percentage	Percent Responses			Mean		
Yes	(1)	7	100%				1.00		
No	(2)	0	0%						
				0	25	50	75	100	Question
Return Rateq	Mean	STD							
7/22 (31.82%)	1	0.00							

10 - Instruction in courses -									
Response Option	Weight	Frequency	Percentage	Percent Responses			Mean		
Excellent	(4)	6	85.71%				3.71		
Good	(3)	0	0%						
Fair	(2)	1	14.29%						
Poor	(1)	0	0%						
				0	25	50	75	100	Question
Return Rateq	Mean	STD							
7/22 (31.82%)	3.71	0.76							

11 - Accessibility of instructors-									
Response Option	Weight	Frequency	Percentage	Percent Responses			Mean		
Excellent	(4)	6	85.71%				3.71		
Good	(3)	0	0%						
Fair	(2)	1	14.29%						
Poor	(1)	0	0%						
				0	25	50	75	100	Question
Return Rateq	Mean	STD							
7/22 (31.82%)	3.71	0.76							

William Carey University
Elem Ed-Tradition - Graduate Follow-Up Survey 2015

12 - Quality of career counseling-					
Response Option	Weight	Frequency	Percentage	Percent Responses	Mean
Excellent	(4)	6	85.71%		3.71
Good	(3)	0	0%		
Fair	(2)	1	14.29%		
Poor	(1)	0	0%		
				0 25 50 75 100	Question
Return Rateq	Mean	STD			
7/22 (31.82%)	3.71	0.76			

13 - Overall academic degree program -					
Response Option	Weight	Frequency	Percentage	Percent Responses	Mean
Excellent	(4)	6	85.71%		3.71
Good	(3)	0	0%		
Fair	(2)	1	14.29%		
Poor	(1)	0	0%		
				0 25 50 75 100	Question
Return Rateq	Mean	STD			
7/22 (31.82%)	3.71	0.76			

**William Carey University
English Graduate Follow-Up Survey 2015**

1 - I am presently an active member of a church								
Response Option	Weight	Frequency	Percentage	Percent Responses			Mean	
Yes	(1)	1	50%					
No	(2)	1	50%					
				0	25	50	75	100
Return Rateq								
2/13 (15.38%)								

2 - Type of Employer:								
Response Option	Weight	Frequency	Percentage	Percent Responses			Mean	
Private	(5)	1	50%					
Military	(4)	0	0%					
Educational	(3)	1	50%					
Federal/State	(2)	0	0%					
Church	(1)	0	0%					
				0	25	50	75	100
Return Rateq								
2/13 (15.38%)								

3 - Job preparation received at William Carey University:								
Response Option	Weight	Frequency	Percentage	Percent Responses			Mean	
Excellent	(4)	0	0%				2.50	
Good	(3)	1	50%					
Fair	(2)	1	50%					
Inadequate	(1)	0	0%					
				0	25	50	75	100
Return Rateq		Mean	STD					
2/13 (15.38%)		2.5	0.71					

4 - Are you:								
Response Option	Weight	Frequency	Percentage	Percent Responses			Mean	
Presently enrolled in a graduate program	(1)	2	100%				1.00	
Plan to enroll in the near future	(2)	0	0%					
Plan to enroll in the next five years	(3)	0	0%					
Do not plan to ever enroll in a graduate program	(4)	0	0%					
Plan to pursue a military career	(5)	0	0%					
				0	25	50	75	100
Return Rateq		Mean	STD					
2/13 (15.38%)		1	0.00					

5 - Employment Status:								
Response Option	Weight	Frequency	Percentage	Percent Responses			Mean	
Full-Time in a related field	(1)	1	50%				2.00	
Full-time in unrelated field	(2)	0	0%					
Part-time in a related field	(3)	1	50%					
Part-time in unrelated field	(4)	0	0%					
				0	25	50	75	100
Return Rateq		Mean	STD					
2/13 (15.38%)		2	1.41					

William Carey University
English Graduate Follow-Up Survey 2015

6 - Unemployed Status:									
Response Option	Weight	Frequency	Percentage	Percent Responses			Mean		
Unemployed and not seeking employment	(1)	0	0%						
Unemployed and seeking employment	(2)	0	0%						
Retired	(3)	0	0%						
Not Applicable	(0)	2	100%						
				0	25	50	75	100	Question
Return Rateq	Mean	STD							
2/13 (15.38%)	0	0.00							

7 - Do you recommend William Carey University to individuals seeking programs similar to the one you completed?									
Response Option	Weight	Frequency	Percentage	Percent Responses			Mean		
Yes	(1)	1	50%				1.50		
No	(2)	1	50%						
				0	25	50	75	100	Question
Return Rateq	Mean	STD							
2/13 (15.38%)	1.5	0.71							

8 - Approximate GPA?									
Response Option	Weight	Frequency	Percentage	Percent Responses			Mean		
3.5-4.0	(4)	2	100%				4.00		
3.0-3.5	(3)	0	0%						
2.5-3.0	(2)	0	0%						
2.0-2.5	(1)	0	0%						
				0	25	50	75	100	Question
Return Rateq	Mean	STD							
2/13 (15.38%)	4	0.00							

9 - Were you a Community or Junior college transfer?									
Response Option	Weight	Frequency	Percentage	Percent Responses			Mean		
Yes	(1)	1	50%				1.50		
No	(2)	1	50%						
				0	25	50	75	100	Question
Return Rateq	Mean	STD							
2/13 (15.38%)	1.5	0.71							

10 - Instruction in courses -									
Response Option	Weight	Frequency	Percentage	Percent Responses			Mean		
Excellent	(4)	1	50%				3.50		
Good	(3)	1	50%						
Fair	(2)	0	0%						
Poor	(1)	0	0%						
				0	25	50	75	100	Question
Return Rateq	Mean	STD							
2/13 (15.38%)	3.5	0.71							

11 - Accessibility of instructors-									
Response Option	Weight	Frequency	Percentage	Percent Responses			Mean		
Excellent	(4)	1	50%				3.50		
Good	(3)	1	50%						
Fair	(2)	0	0%						
Poor	(1)	0	0%						
				0	25	50	75	100	Question
Return Rateq	Mean	STD							
2/13 (15.38%)	3.5	0.71							

**William Carey University
English Graduate Follow-Up Survey 2015**

12 - Quality of career counseling-									
Response Option	Weight	Frequency	Percentage	Percent Responses		Mean			
Excellent	(4)	0	0%			2.00			
Good	(3)	1	50%						
Fair	(2)	0	0%						
Poor	(1)	1	50%						
				0	25	50	75	100	Question
Return Rateq	Mean	STD							
2/13 (15.38%)	2	1.41							

13 - Overall academic degree program -									
Response Option	Weight	Frequency	Percentage	Percent Responses		Mean			
Excellent	(4)	0	0%			3.00			
Good	(3)	2	100%						
Fair	(2)	0	0%						
Poor	(1)	0	0%						
				0	25	50	75	100	Question
Return Rateq	Mean	STD							
2/13 (15.38%)	3	0.00							

William Carey University
Health, PE - Hattiesburg - Graduate Follow-Up Survey 2015

1 - I am presently an active member of a church								
Response Option	Weight	Frequency	Percentage	Percent Responses			Mean	
Yes	(1)	2	50%					
No	(2)	2	50%					
				0	25	50	75	100
Return Rateq								
4/38 (10.53%)								

2 - Type of Employer:								
Response Option	Weight	Frequency	Percentage	Percent Responses			Mean	
Private	(5)	1	25%					
Military	(4)	0	0%					
Educational	(3)	2	50%					
Federal/State	(2)	1	25%					
Church	(1)	0	0%					
				0	25	50	75	100
Return Rateq								
4/38 (10.53%)								

3 - Job preparation received at William Carey University:								
Response Option	Weight	Frequency	Percentage	Percent Responses			Mean	
Excellent	(4)	2	50%				3.50	
Good	(3)	2	50%					
Fair	(2)	0	0%					
Inadequate	(1)	0	0%					
				0	25	50	75	100
Return Rateq		Mean	STD					
4/38 (10.53%)		3.5	0.58					

4 - Are you:								
Response Option	Weight	Frequency	Percentage	Percent Responses			Mean	
Presently enrolled in a graduate program	(1)	2	50%				2.00	
Plan to enroll in the near future	(2)	0	0%					
Plan to enroll in the next five years	(3)	2	50%					
Do not plan to ever enroll in a graduate program	(4)	0	0%					
Plan to pursue a military career	(5)	0	0%					
				0	25	50	75	100
Return Rateq		Mean	STD					
4/38 (10.53%)		2	1.15					

5 - Employment Status:								
Response Option	Weight	Frequency	Percentage	Percent Responses			Mean	
Full-Time in a related field	(1)	3	75%				1.50	
Full-time in unrelated field	(2)	0	0%					
Part-time in a related field	(3)	1	25%					
Part-time in unrelated field	(4)	0	0%					
				0	25	50	75	100
Return Rateq		Mean	STD					
4/38 (10.53%)		1.5	1.00					

William Carey University
Health, PE - Hattiesburg - Graduate Follow-Up Survey 2015

6 - Unemployed Status:									
Response Option	Weight	Frequency	Percentage	Percent Responses		Mean			
Unemployed and not seeking employment	(1)	1	33.33%			1.00			
Unemployed and seeking employment	(2)	0	0%						
Retired	(3)	0	0%						
Not Applicable	(0)	2	66.67%						
				0	25	50	75	100	Question
Return Rateq	Mean	STD							
3/38 (7.89%)	1	0.00							

7 - Do you recommend William Carey University to individuals seeking programs similar to the one you completed?									
Response Option	Weight	Frequency	Percentage	Percent Responses		Mean			
Yes	(1)	4	100%			1.00			
No	(2)	0	0%						
				0	25	50	75	100	Question
Return Rateq	Mean	STD							
4/38 (10.53%)	1	0.00							

8 - Approximate GPA?									
Response Option	Weight	Frequency	Percentage	Percent Responses		Mean			
3.5-4.0	(4)	1	25%			2.75			
3.0-3.5	(3)	1	25%						
2.5-3.0	(2)	2	50%						
2.0-2.5	(1)	0	0%						
				0	25	50	75	100	Question
Return Rateq	Mean	STD							
4/38 (10.53%)	2.75	0.96							

9 - Were you a Community or Junior college transfer?									
Response Option	Weight	Frequency	Percentage	Percent Responses		Mean			
Yes	(1)	1	25%			1.75			
No	(2)	3	75%						
				0	25	50	75	100	Question
Return Rateq	Mean	STD							
4/38 (10.53%)	1.75	0.50							

10 - Instruction in courses -									
Response Option	Weight	Frequency	Percentage	Percent Responses		Mean			
Excellent	(4)	2	50%			3.50			
Good	(3)	2	50%						
Fair	(2)	0	0%						
Poor	(1)	0	0%						
				0	25	50	75	100	Question
Return Rateq	Mean	STD							
4/38 (10.53%)	3.5	0.58							

11 - Accessibility of instructors-									
Response Option	Weight	Frequency	Percentage	Percent Responses		Mean			
Excellent	(4)	2	50%			3.50			
Good	(3)	2	50%						
Fair	(2)	0	0%						
Poor	(1)	0	0%						
				0	25	50	75	100	Question
Return Rateq	Mean	STD							
4/38 (10.53%)	3.5	0.58							

William Carey University
Health, PE - Hattiesburg - Graduate Follow-Up Survey 2015

12 - Quality of career counseling-									
Response Option	Weight	Frequency	Percentage	Percent Responses			Mean		
Excellent	(4)	2	50%				3.50		
Good	(3)	2	50%						
Fair	(2)	0	0%						
Poor	(1)	0	0%						
				0	25	50	75	100	Question
Return Rateq	Mean	STD							
4/38 (10.53%)	3.5	0.58							

13 - Overall academic degree program -									
Response Option	Weight	Frequency	Percentage	Percent Responses			Mean		
Excellent	(4)	2	50%				3.50		
Good	(3)	2	50%						
Fair	(2)	0	0%						
Poor	(1)	0	0%						
				0	25	50	75	100	Question
Return Rateq	Mean	STD							
4/38 (10.53%)	3.5	0.58							

William Carey University
Health Related Professions - Graduate Follow-Up Survey 2015

1 - I am presently an active member of a church									
Response Option	Weight	Frequency	Percentage	Percent Responses			Mean		
Yes	(1)	1	100%						
No	(2)	0	0%						
				0	25	50	75	100	
Return Rateq									
1/3 (33.33%)									

2 - Type of Employer:									
Response Option	Weight	Frequency	Percentage	Percent Responses			Mean		
Private	(5)	1	100%						
Military	(4)	0	0%						
Educational	(3)	0	0%						
Federal/State	(2)	0	0%						
Church	(1)	0	0%						
				0	25	50	75	100	
Return Rateq									
1/3 (33.33%)									

3 - Job preparation received at William Carey University:									
Response Option	Weight	Frequency	Percentage	Percent Responses			Mean		
Excellent	(4)	1	100%				4.00		
Good	(3)	0	0%						
Fair	(2)	0	0%						
Inadequate	(1)	0	0%						
				0	25	50	75	100	Question
Return Rateq		Mean	STD						
1/3 (33.33%)		4	0.00						

4 - Are you:									
Response Option	Weight	Frequency	Percentage	Percent Responses			Mean		
Presently enrolled in a graduate program	(1)	0	0%				2.00		
Plan to enroll in the near future	(2)	1	100%						
Plan to enroll in the next five years	(3)	0	0%						
Do not plan to ever enroll in a graduate program	(4)	0	0%						
Plan to pursue a military career	(5)	0	0%						
				0	25	50	75	100	Question
Return Rateq		Mean	STD						
1/3 (33.33%)		2	0.00						

5 - Employment Status:									
Response Option	Weight	Frequency	Percentage	Percent Responses			Mean		
Full-Time in a related field	(1)	1	100%				1.00		
Full-time in unrelated field	(2)	0	0%						
Part-time in a related field	(3)	0	0%						
Part-time in unrelated field	(4)	0	0%						
				0	25	50	75	100	Question
Return Rateq		Mean	STD						
1/3 (33.33%)		1	0.00						

William Carey University
Health Related Professions - Graduate Follow-Up Survey 2015

6 - Unemployed Status:										
Response Option	Weight	Frequency	Percentage	Percent Responses			Mean			
Unemployed and not seeking employment	(1)	0	0%		0	25	50	75	100	Question
Unemployed and seeking employment	(2)	0	0%							
Retired	(3)	0	0%							
Not Applicable	(0)	1	100%							
Return Rateq	Mean	STD								
1/3 (33.33%)	0	0.00								

7 - Do you recommend William Carey University to individuals seeking programs similar to the one you completed?										
Response Option	Weight	Frequency	Percentage	Percent Responses			Mean			
Yes	(1)	1	100%		0	25	50	75	100	Question
No	(2)	0	0%							
Return Rateq	Mean	STD								
1/3 (33.33%)	1	0.00								

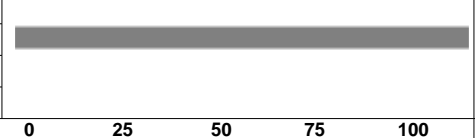
8 - Approximate GPA?										
Response Option	Weight	Frequency	Percentage	Percent Responses			Mean			
3.5-4.0	(4)	0	0%		0	25	50	75	100	Question
3.0-3.5	(3)	1	100%							
2.5-3.0	(2)	0	0%							
2.0-2.5	(1)	0	0%							
Return Rateq	Mean	STD								
1/3 (33.33%)	3	0.00								

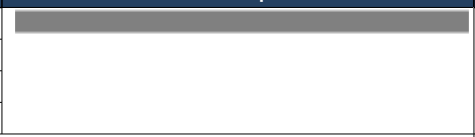
9 - Were you a Community or Junior college transfer?										
Response Option	Weight	Frequency	Percentage	Percent Responses			Mean			
Yes	(1)	1	100%		0	25	50	75	100	Question
No	(2)	0	0%							
Return Rateq	Mean	STD								
1/3 (33.33%)	1	0.00								

10 - Instruction in courses -										
Response Option	Weight	Frequency	Percentage	Percent Responses			Mean			
Excellent	(4)	1	100%		0	25	50	75	100	Question
Good	(3)	0	0%							
Fair	(2)	0	0%							
Poor	(1)	0	0%							
Return Rateq	Mean	STD								
1/3 (33.33%)	4	0.00								

11 - Accessibility of instructors-										
Response Option	Weight	Frequency	Percentage	Percent Responses			Mean			
Excellent	(4)	0	0%		0	25	50	75	100	Question
Good	(3)	1	100%							
Fair	(2)	0	0%							
Poor	(1)	0	0%							
Return Rateq	Mean	STD								
1/3 (33.33%)	3	0.00								

William Carey University
Health Related Professions - Graduate Follow-Up Survey 2015

12 - Quality of career counseling-									
Response Option	Weight	Frequency	Percentage	Percent Responses		Mean			
Excellent	(4)	0	0%			3.00			
Good	(3)	1	100%						
Fair	(2)	0	0%						
Poor	(1)	0	0%						
				0	25	50	75	100	Question
Return Rateq	Mean	STD							
1/3 (33.33%)	3	0.00							

13 - Overall academic degree program -									
Response Option	Weight	Frequency	Percentage	Percent Responses		Mean			
Excellent	(4)	1	100%			4.00			
Good	(3)	0	0%						
Fair	(2)	0	0%						
Poor	(1)	0	0%						
				0	25	50	75	100	Question
Return Rateq	Mean	STD							
1/3 (33.33%)	4	0.00							

William Carey University
Mass Communications - Graduate Follow-Up Survey 2015

1 - I am presently an active member of a church								
Response Option	Weight	Frequency	Percentage	Percent Responses			Mean	
Yes	(1)	2	66.67%					
No	(2)	1	33.33%					
				0	25	50	75	100
Return Rateq								
3/7 (42.86%)								

2 - Type of Employer:								
Response Option	Weight	Frequency	Percentage	Percent Responses			Mean	
Private	(5)	3	100%					
Military	(4)	0	0%					
Educational	(3)	0	0%					
Federal/State	(2)	0	0%					
Church	(1)	0	0%					
				0	25	50	75	100
Return Rateq								
3/7 (42.86%)								

3 - Job preparation received at William Carey University:								
Response Option	Weight	Frequency	Percentage	Percent Responses			Mean	
Excellent	(4)	2	66.67%				3.33	
Good	(3)	0	0%					
Fair	(2)	1	33.33%					
Inadequate	(1)	0	0%					
				0	25	50	75	100
Return Rateq		Mean	STD					
3/7 (42.86%)		3.33	1.15					

4 - Are you:								
Response Option	Weight	Frequency	Percentage	Percent Responses			Mean	
Presently enrolled in a graduate program	(1)	2	66.67%				1.33	
Plan to enroll in the near future	(2)	1	33.33%					
Plan to enroll in the next five years	(3)	0	0%					
Do not plan to ever enroll in a graduate program	(4)	0	0%					
Plan to pursue a military career	(5)	0	0%					
				0	25	50	75	100
Return Rateq		Mean	STD					
3/7 (42.86%)		1.33	0.58					

5 - Employment Status:								
Response Option	Weight	Frequency	Percentage	Percent Responses			Mean	
Full-Time in a related field	(1)	1	33.33%				2.33	
Full-time in unrelated field	(2)	1	33.33%					
Part-time in a related field	(3)	0	0%					
Part-time in unrelated field	(4)	1	33.33%					
				0	25	50	75	100
Return Rateq		Mean	STD					
3/7 (42.86%)		2.33	1.53					

William Carey University
Mass Communications - Graduate Follow-Up Survey 2015

6 - Unemployed Status:									
Response Option	Weight	Frequency	Percentage	Percent Responses		Mean			
Unemployed and not seeking employment	(1)	0	0%			2.00			
Unemployed and seeking employment	(2)	1	33.33%						
Retired	(3)	0	0%						
Not Applicable	(0)	2	66.67%						
				0	25	50	75	100	Question
Return Rateq	Mean	STD							
3/7 (42.86%)	2	0.00							

7 - Do you recommend William Carey University to individuals seeking programs similar to the one you completed?									
Response Option	Weight	Frequency	Percentage	Percent Responses		Mean			
Yes	(1)	2	66.67%			1.33			
No	(2)	1	33.33%						
				0	25	50	75	100	Question
Return Rateq	Mean	STD							
3/7 (42.86%)	1.33	0.58							

8 - Approximate GPA?									
Response Option	Weight	Frequency	Percentage	Percent Responses		Mean			
3.5-4.0	(4)	1	33.33%			2.33			
3.0-3.5	(3)	0	0%						
2.5-3.0	(2)	1	33.33%						
2.0-2.5	(1)	1	33.33%						
				0	25	50	75	100	Question
Return Rateq	Mean	STD							
3/7 (42.86%)	2.33	1.53							

9 - Were you a Community or Junior college transfer?									
Response Option	Weight	Frequency	Percentage	Percent Responses		Mean			
Yes	(1)	2	66.67%			1.33			
No	(2)	1	33.33%						
				0	25	50	75	100	Question
Return Rateq	Mean	STD							
3/7 (42.86%)	1.33	0.58							

10 - Instruction in courses -									
Response Option	Weight	Frequency	Percentage	Percent Responses		Mean			
Excellent	(4)	2	66.67%			3.00			
Good	(3)	0	0%						
Fair	(2)	0	0%						
Poor	(1)	1	33.33%						
				0	25	50	75	100	Question
Return Rateq	Mean	STD							
3/7 (42.86%)	3	1.73							

11 - Accessibility of instructors-									
Response Option	Weight	Frequency	Percentage	Percent Responses		Mean			
Excellent	(4)	2	66.67%			3.67			
Good	(3)	1	33.33%						
Fair	(2)	0	0%						
Poor	(1)	0	0%						
				0	25	50	75	100	Question
Return Rateq	Mean	STD							
3/7 (42.86%)	3.67	0.58							

William Carey University
Mass Communications - Graduate Follow-Up Survey 2015

12 - Quality of career counseling-					
Response Option	Weight	Frequency	Percentage	Percent Responses	Mean
Excellent	(4)	2	66.67%		3.00
Good	(3)	0	0%		
Fair	(2)	0	0%		
Poor	(1)	1	33.33%		
				0 25 50 75 100	Question
Return Rateq	Mean	STD			
3/7 (42.86%)	3	1.73			

13 - Overall academic degree program -					
Response Option	Weight	Frequency	Percentage	Percent Responses	Mean
Excellent	(4)	2	66.67%		3.00
Good	(3)	0	0%		
Fair	(2)	0	0%		
Poor	(1)	1	33.33%		
				0 25 50 75 100	Question
Return Rateq	Mean	STD			
3/7 (42.86%)	3	1.73			

William Carey University
Music BGS - Graduate Follow-Up Survey 2015

1 - I am presently an active member of a church									
Response Option	Weight	Frequency	Percentage	Percent Responses			Mean		
Yes	(1)	1	100%						
No	(2)	0	0%						
				0	25	50	75	100	
Return Rateq									
1/7 (14.29%)									

2 - Type of Employer:									
Response Option	Weight	Frequency	Percentage	Percent Responses			Mean		
Private	(5)	0	0%						
Military	(4)	0	0%						
Educational	(3)	1	100%						
Federal/State	(2)	0	0%						
Church	(1)	0	0%						
				0	25	50	75	100	
Return Rateq									
1/7 (14.29%)									

3 - Job preparation received at William Carey University:									
Response Option	Weight	Frequency	Percentage	Percent Responses			Mean		
Excellent	(4)	1	100%				4.00		
Good	(3)	0	0%						
Fair	(2)	0	0%						
Inadequate	(1)	0	0%						
				0	25	50	75	100	Question
Return Rateq		Mean	STD						
1/7 (14.29%)		4	0.00						

4 - Are you:									
Response Option	Weight	Frequency	Percentage	Percent Responses			Mean		
Presently enrolled in a graduate program	(1)	1	100%				1.00		
Plan to enroll in the near future	(2)	0	0%						
Plan to enroll in the next five years	(3)	0	0%						
Do not plan to ever enroll in a graduate program	(4)	0	0%						
Plan to pursue a military career	(5)	0	0%						
				0	25	50	75	100	Question
Return Rateq		Mean	STD						
1/7 (14.29%)		1	0.00						

5 - Employment Status:									
Response Option	Weight	Frequency	Percentage	Percent Responses			Mean		
Full-Time in a related field	(1)	1	100%				1.00		
Full-time in unrelated field	(2)	0	0%						
Part-time in a related field	(3)	0	0%						
Part-time in unrelated field	(4)	0	0%						
				0	25	50	75	100	Question
Return Rateq		Mean	STD						
1/7 (14.29%)		1	0.00						

William Carey University
Music BGS - Graduate Follow-Up Survey 2015

6 - Unemployed Status:										
Response Option	Weight	Frequency	Percentage	Percent Responses			Mean			
Unemployed and not seeking employment	(1)	0	0%		0	25	50	75	100	Question
Unemployed and seeking employment	(2)	0	0%							
Retired	(3)	0	0%							
Not Applicable	(0)	1	100%							
Return Rateq	Mean	STD								
1/7 (14.29%)	0	0.00								

7 - Do you recommend William Carey University to individuals seeking programs similar to the one you completed?										
Response Option	Weight	Frequency	Percentage	Percent Responses			Mean			
Yes	(1)	1	100%		0	25	50	75	100	Question
No	(2)	0	0%							
Return Rateq	Mean	STD								
1/7 (14.29%)	1	0.00								

8 - Approximate GPA?										
Response Option	Weight	Frequency	Percentage	Percent Responses			Mean			
3.5-4.0	(4)	0	0%		0	25	50	75	100	Question
3.0-3.5	(3)	0	0%							
2.5-3.0	(2)	1	100%							
2.0-2.5	(1)	0	0%							
Return Rateq	Mean	STD								
1/7 (14.29%)	2	0.00								

9 - Were you a Community or Junior college transfer?										
Response Option	Weight	Frequency	Percentage	Percent Responses			Mean			
Yes	(1)	1	100%		0	25	50	75	100	Question
No	(2)	0	0%							
Return Rateq	Mean	STD								
1/7 (14.29%)	1	0.00								

10 - Instruction in courses -										
Response Option	Weight	Frequency	Percentage	Percent Responses			Mean			
Excellent	(4)	1	100%		0	25	50	75	100	Question
Good	(3)	0	0%							
Fair	(2)	0	0%							
Poor	(1)	0	0%							
Return Rateq	Mean	STD								
1/7 (14.29%)	4	0.00								

11 - Accessibility of instructors-										
Response Option	Weight	Frequency	Percentage	Percent Responses			Mean			
Excellent	(4)	1	100%		0	25	50	75	100	Question
Good	(3)	0	0%							
Fair	(2)	0	0%							
Poor	(1)	0	0%							
Return Rateq	Mean	STD								
1/7 (14.29%)	4	0.00								

William Carey University
Music BGS - Graduate Follow-Up Survey 2015

12 - Quality of career counseling-					
Response Option	Weight	Frequency	Percentage	Percent Responses	Mean
Excellent	(4)	0	0%		3.00
Good	(3)	1	100%		
Fair	(2)	0	0%		
Poor	(1)	0	0%		
				0 25 50 75 100	Question
Return Rateq	Mean	STD			
1/7 (14.29%)	3	0.00			

13 - Overall academic degree program -					
Response Option	Weight	Frequency	Percentage	Percent Responses	Mean
Excellent	(4)	1	100%		4.00
Good	(3)	0	0%		
Fair	(2)	0	0%		
Poor	(1)	0	0%		
				0 25 50 75 100	Question
Return Rateq	Mean	STD			
1/7 (14.29%)	4	0.00			

William Carey University
Music Education- Graduate Follow-Up Survey 2015

1 - I am presently an active member of a church									
Response Option	Weight	Frequency	Percentage	Percent Responses			Mean		
Yes	(1)	1	100%						
No	(2)	0	0%						
				0	25	50	75	100	
Return Rateq									
1/2 (50%)									

2 - Type of Employer:									
Response Option	Weight	Frequency	Percentage	Percent Responses			Mean		
Private	(5)	0	0%						
Military	(4)	0	0%						
Educational	(3)	1	100%						
Federal/State	(2)	0	0%						
Church	(1)	0	0%						
				0	25	50	75	100	
Return Rateq									
1/2 (50%)									

3 - Job preparation received at William Carey University:									
Response Option	Weight	Frequency	Percentage	Percent Responses			Mean		
Excellent	(4)	1	100%				4.00		
Good	(3)	0	0%						
Fair	(2)	0	0%						
Inadequate	(1)	0	0%						
				0	25	50	75	100	Question
Return Rateq		Mean	STD						
1/2 (50%)		4	0.00						

4 - Are you:									
Response Option	Weight	Frequency	Percentage	Percent Responses			Mean		
Presently enrolled in a graduate program	(1)	0	0%				3.00		
Plan to enroll in the near future	(2)	0	0%						
Plan to enroll in the next five years	(3)	1	100%						
Do not plan to ever enroll in a graduate program	(4)	0	0%						
Plan to pursue a military career	(5)	0	0%						
				0	25	50	75	100	Question
Return Rateq		Mean	STD						
1/2 (50%)		3	0.00						

5 - Employment Status:									
Response Option	Weight	Frequency	Percentage	Percent Responses			Mean		
Full-Time in a related field	(1)	1	100%				1.00		
Full-time in unrelated field	(2)	0	0%						
Part-time in a related field	(3)	0	0%						
Part-time in unrelated field	(4)	0	0%						
				0	25	50	75	100	Question
Return Rateq		Mean	STD						
1/2 (50%)		1	0.00						

William Carey University
Music Education- Graduate Follow-Up Survey 2015

6 - Unemployed Status:										
Response Option	Weight	Frequency	Percentage	Percent Responses			Mean			
Unemployed and not seeking employment	(1)	0	0%		0	25	50	75	100	Question
Unemployed and seeking employment	(2)	0	0%							
Retired	(3)	0	0%							
Not Applicable	(0)	1	100%							
Return Rateq		Mean	STD							
1/2 (50%)		0	0.00							

7 - Do you recommend William Carey University to individuals seeking programs similar to the one you completed?										
Response Option	Weight	Frequency	Percentage	Percent Responses			Mean			
Yes	(1)	1	100%		0	25	50	75	100	Question
No	(2)	0	0%							
Return Rateq		Mean	STD							
1/2 (50%)		1	0.00							

8 - Approximate GPA?										
Response Option	Weight	Frequency	Percentage	Percent Responses			Mean			
3.5-4.0	(4)	0	0%		0	25	50	75	100	Question
3.0-3.5	(3)	1	100%							
2.5-3.0	(2)	0	0%							
2.0-2.5	(1)	0	0%							
Return Rateq		Mean	STD							
1/2 (50%)		3	0.00							

9 - Were you a Community or Junior college transfer?										
Response Option	Weight	Frequency	Percentage	Percent Responses			Mean			
Yes	(1)	1	100%		0	25	50	75	100	Question
No	(2)	0	0%							
Return Rateq		Mean	STD							
1/2 (50%)		1	0.00							

10 - Instruction in courses -										
Response Option	Weight	Frequency	Percentage	Percent Responses			Mean			
Excellent	(4)	1	100%		0	25	50	75	100	Question
Good	(3)	0	0%							
Fair	(2)	0	0%							
Poor	(1)	0	0%							
Return Rateq		Mean	STD							
1/2 (50%)		4	0.00							

11 - Accessibility of instructors-										
Response Option	Weight	Frequency	Percentage	Percent Responses			Mean			
Excellent	(4)	1	100%		0	25	50	75	100	Question
Good	(3)	0	0%							
Fair	(2)	0	0%							
Poor	(1)	0	0%							
Return Rateq		Mean	STD							
1/2 (50%)		4	0.00							

William Carey University
Music Education- Graduate Follow-Up Survey 2015

12 - Quality of career counseling-									
Response Option	Weight	Frequency	Percentage	Percent Responses		Mean			
Excellent	(4)	0	0%			3.00			
Good	(3)	1	100%						
Fair	(2)	0	0%						
Poor	(1)	0	0%						
				0	25	50	75	100	Question
Return Rateq	Mean	STD							
1/2 (50%)	3	0.00							

13 - Overall academic degree program -									
Response Option	Weight	Frequency	Percentage	Percent Responses		Mean			
Excellent	(4)	1	100%			4.00			
Good	(3)	0	0%						
Fair	(2)	0	0%						
Poor	(1)	0	0%						
				0	25	50	75	100	Question
Return Rateq	Mean	STD							
1/2 (50%)	4	0.00							

William Carey University
Music Performance- Graduate Follow-Up Survey 2015

1 - I am presently an active member of a church									
Response Option	Weight	Frequency	Percentage	Percent Responses			Mean		
Yes	(1)	1	100%						
No	(2)	0	0%						
				0	25	50	75	100	
Return Rateq									
1/1 (100%)									

2 - Type of Employer:									
Response Option	Weight	Frequency	Percentage	Percent Responses			Mean		
Private	(5)	1	100%						
Military	(4)	0	0%						
Educational	(3)	0	0%						
Federal/State	(2)	0	0%						
Church	(1)	0	0%						
				0	25	50	75	100	
Return Rateq									
1/1 (100%)									

3 - Job preparation received at William Carey University:									
Response Option	Weight	Frequency	Percentage	Percent Responses			Mean		
Excellent	(4)	0	0%				2.00		
Good	(3)	0	0%						
Fair	(2)	1	100%						
Inadequate	(1)	0	0%						
				0	25	50	75	100	Question
Return Rateq		Mean	STD						
1/1 (100%)		2	0.00						

4 - Are you:									
Response Option	Weight	Frequency	Percentage	Percent Responses			Mean		
Presently enrolled in a graduate program	(1)	0	0%				2.00		
Plan to enroll in the near future	(2)	1	100%						
Plan to enroll in the next five years	(3)	0	0%						
Do not plan to ever enroll in a graduate program	(4)	0	0%						
Plan to pursue a military career	(5)	0	0%						
				0	25	50	75	100	Question
Return Rateq		Mean	STD						
1/1 (100%)		2	0.00						

5 - Employment Status:									
Response Option	Weight	Frequency	Percentage	Percent Responses			Mean		
Full-Time in a related field	(1)	0	0%				2.00		
Full-time in unrelated field	(2)	1	100%						
Part-time in a related field	(3)	0	0%						
Part-time in unrelated field	(4)	0	0%						
				0	25	50	75	100	Question
Return Rateq		Mean	STD						
1/1 (100%)		2	0.00						

William Carey University
Music Performance- Graduate Follow-Up Survey 2015

6 - Unemployed Status:										
Response Option	Weight	Frequency	Percentage	Percent Responses			Mean			
Unemployed and not seeking employment	(1)	0	0%		0	25	50	75	100	Question
Unemployed and seeking employment	(2)	0	0%							
Retired	(3)	0	0%							
Not Applicable	(0)	1	100%							
Return Rateq			Mean	STD						
1/1 (100%)			0	0.00						

7 - Do you recommend William Carey University to individuals seeking programs similar to the one you completed?										
Response Option	Weight	Frequency	Percentage	Percent Responses			Mean			
Yes	(1)	1	100%		0	25	50	75	100	Question
No	(2)	0	0%							
Return Rateq			Mean	STD						
1/1 (100%)			1	0.00						



8 - Approximate GPA?										
Response Option	Weight	Frequency	Percentage	Percent Responses			Mean			
3.5-4.0	(4)	1	100%		0	25	50	75	100	Question
3.0-3.5	(3)	0	0%							
2.5-3.0	(2)	0	0%							
2.0-2.5	(1)	0	0%							
Return Rateq			Mean	STD						
1/1 (100%)			4	0.00						



9 - Were you a Community or Junior college transfer?										
Response Option	Weight	Frequency	Percentage	Percent Responses			Mean			
Yes	(1)	0	0%		0	25	50	75	100	Question
No	(2)	1	100%							
Return Rateq			Mean	STD						
1/1 (100%)			2	0.00						

10 - Instruction in courses -										
Response Option	Weight	Frequency	Percentage	Percent Responses			Mean			
Excellent	(4)	0	0%		0	25	50	75	100	Question
Good	(3)	0	0%							
Fair	(2)	1	100%							
Poor	(1)	0	0%							
Return Rateq			Mean	STD						
1/1 (100%)			2	0.00						

11 - Accessibility of instructors-										
Response Option	Weight	Frequency	Percentage	Percent Responses			Mean			
Excellent	(4)	1	100%		0	25	50	75	100	Question
Good	(3)	0	0%							
Fair	(2)	0	0%							
Poor	(1)	0	0%							
Return Rateq			Mean	STD						
1/1 (100%)			4	0.00						

William Carey University
Music Performance- Graduate Follow-Up Survey 2015

12 - Quality of career counseling-									
Response Option	Weight	Frequency	Percentage	Percent Responses		Mean			
Excellent	(4)	0	0%			3.00			
Good	(3)	1	100%						
Fair	(2)	0	0%						
Poor	(1)	0	0%						
				0	25	50	75	100	Question
Return Rateq	Mean	STD							
1/1 (100%)	3	0.00							

13 - Overall academic degree program -									
Response Option	Weight	Frequency	Percentage	Percent Responses		Mean			
Excellent	(4)	0	0%			3.00			
Good	(3)	1	100%						
Fair	(2)	0	0%						
Poor	(1)	0	0%						
				0	25	50	75	100	Question
Return Rateq	Mean	STD							
1/1 (100%)	3	0.00							

William Carey University
Nursing-Hattiesburg - Graduate Follow-Up Survey 2015

1 - I am presently an active member of a church								
Response Option	Weight	Frequency	Percentage	Percent Responses			Mean	
Yes	(1)	5	55.56%					
No	(2)	4	44.44%					
				0	25	50	75	100
Return Rateq								
9/59 (15.25%)								

2 - Type of Employer:								
Response Option	Weight	Frequency	Percentage	Percent Responses			Mean	
Private	(5)	5	55.56%					
Military	(4)	0	0%					
Educational	(3)	0	0%					
Federal/State	(2)	3	33.33%					
Church	(1)	1	11.11%					
				0	25	50	75	100
Return Rateq								
9/59 (15.25%)								

3 - Job preparation received at William Carey University:								
Response Option	Weight	Frequency	Percentage	Percent Responses			Mean	
Excellent	(4)	4	44.44%				3.44	
Good	(3)	5	55.56%					
Fair	(2)	0	0%					
Inadequate	(1)	0	0%					
				0	25	50	75	100
Return Rateq		Mean	STD					
9/59 (15.25%)		3.44	0.53					

4 - Are you:								
Response Option	Weight	Frequency	Percentage	Percent Responses			Mean	
Presently enrolled in a graduate program	(1)	3	33.33%				2.56	
Plan to enroll in the near future	(2)	1	11.11%					
Plan to enroll in the next five years	(3)	2	22.22%					
Do not plan to ever enroll in a graduate program	(4)	3	33.33%					
Plan to pursue a military career	(5)	0	0%					
				0	25	50	75	100
Return Rateq		Mean	STD					
9/59 (15.25%)		2.56	1.33					

5 - Employment Status:								
Response Option	Weight	Frequency	Percentage	Percent Responses			Mean	
Full-Time in a related field	(1)	9	100%				1.00	
Full-time in unrelated field	(2)	0	0%					
Part-time in a related field	(3)	0	0%					
Part-time in unrelated field	(4)	0	0%					
				0	25	50	75	100
Return Rateq		Mean	STD					
9/59 (15.25%)		1	0.00					

William Carey University
Nursing-Hattiesburg - Graduate Follow-Up Survey 2015

6 - Unemployed Status:									
Response Option	Weight	Frequency	Percentage	Percent Responses			Mean		
Unemployed and not seeking employment	(1)	0	0%						
Unemployed and seeking employment	(2)	0	0%						
Retired	(3)	0	0%						
Not Applicable	(0)	8	100%						
				0	25	50	75	100	Question
Return Rateq	Mean	STD							
8/59 (13.56%)	0	0.00							

7 - Do you recommend William Carey University to individuals seeking programs similar to the one you completed?									
Response Option	Weight	Frequency	Percentage	Percent Responses			Mean		
Yes	(1)	7	77.78%				1.22		
No	(2)	2	22.22%						
				0	25	50	75	100	Question
Return Rateq	Mean	STD							
9/59 (15.25%)	1.22	0.44							





8 - Approximate GPA?									
Response Option	Weight	Frequency	Percentage	Percent Responses			Mean		
3.5-4.0	(4)	5	55.56%				3.44		
3.0-3.5	(3)	3	33.33%						
2.5-3.0	(2)	1	11.11%						
2.0-2.5	(1)	0	0%						
				0	25	50	75	100	Question
Return Rateq	Mean	STD							
9/59 (15.25%)	3.44	0.73							





9 - Were you a Community or Junior college transfer?									
Response Option	Weight	Frequency	Percentage	Percent Responses			Mean		
Yes	(1)	7	77.78%				1.22		
No	(2)	2	22.22%						
				0	25	50	75	100	Question
Return Rateq	Mean	STD							
9/59 (15.25%)	1.22	0.44							

10 - Instruction in courses -									
Response Option	Weight	Frequency	Percentage	Percent Responses			Mean		
Excellent	(4)	6	66.67%				3.56		
Good	(3)	2	22.22%						
Fair	(2)	1	11.11%						
Poor	(1)	0	0%						
				0	25	50	75	100	Question
Return Rateq	Mean	STD							
9/59 (15.25%)	3.56	0.73							

11 - Accessibility of instructors-									
Response Option	Weight	Frequency	Percentage	Percent Responses			Mean		
Excellent	(4)	6	66.67%				3.67		
Good	(3)	3	33.33%						
Fair	(2)	0	0%						
Poor	(1)	0	0%						
				0	25	50	75	100	Question
Return Rateq	Mean	STD							
9/59 (15.25%)	3.67	0.50							

**William Carey University
Nursing-Hattiesburg - Graduate Follow-Up Survey 2015**

12 - Quality of career counseling-									
Response Option	Weight	Frequency	Percentage	Percent Responses		Mean			
Excellent	(4)	5	55.56%			3.11			
Good	(3)	1	11.11%						
Fair	(2)	2	22.22%						
Poor	(1)	1	11.11%						
				0	25	50	75	100	Question
Return Rateq	Mean	STD							
9/59 (15.25%)	3.11	1.17							

13 - Overall academic degree program -									
Response Option	Weight	Frequency	Percentage	Percent Responses		Mean			
Excellent	(4)	6	66.67%			3.44			
Good	(3)	1	11.11%						
Fair	(2)	2	22.22%						
Poor	(1)	0	0%						
				0	25	50	75	100	Question
Return Rateq	Mean	STD							
9/59 (15.25%)	3.44	0.88							

William Carey University
Nursing-Tradition - Graduate Follow-Up Survey 2015

1 - I am presently an active member of a church								
Response Option	Weight	Frequency	Percentage	Percent Responses			Mean	
Yes	(1)	3	50%					
No	(2)	3	50%					
				0	25	50	75	100
Return Rateq								
6/57 (10.53%)								

2 - Type of Employer:								
Response Option	Weight	Frequency	Percentage	Percent Responses			Mean	
Private	(5)	4	66.67%					
Military	(4)	0	0%					
Educational	(3)	1	16.67%					
Federal/State	(2)	1	16.67%					
Church	(1)	0	0%					
				0	25	50	75	100
Return Rateq								
6/57 (10.53%)								

3 - Job preparation received at William Carey University:								
Response Option	Weight	Frequency	Percentage	Percent Responses			Mean	
Excellent	(4)	2	33.33%				3.33	
Good	(3)	4	66.67%					
Fair	(2)	0	0%					
Inadequate	(1)	0	0%					
				0	25	50	75	100
Return Rateq		Mean	STD					
6/57 (10.53%)		3.33	0.52					

4 - Are you:								
Response Option	Weight	Frequency	Percentage	Percent Responses			Mean	
Presently enrolled in a graduate program	(1)	2	33.33%				2.17	
Plan to enroll in the near future	(2)	1	16.67%					
Plan to enroll in the next five years	(3)	3	50%					
Do not plan to ever enroll in a graduate program	(4)	0	0%					
Plan to pursue a military career	(5)	0	0%					
				0	25	50	75	100
Return Rateq		Mean	STD					
6/57 (10.53%)		2.17	0.98					

5 - Employment Status:								
Response Option	Weight	Frequency	Percentage	Percent Responses			Mean	
Full-Time in a related field	(1)	6	100%				1.00	
Full-time in unrelated field	(2)	0	0%					
Part-time in a related field	(3)	0	0%					
Part-time in unrelated field	(4)	0	0%					
				0	25	50	75	100
Return Rateq		Mean	STD					
6/57 (10.53%)		1	0.00					

William Carey University
Nursing-Tradition - Graduate Follow-Up Survey 2015

6 - Unemployed Status:									
Response Option	Weight	Frequency	Percentage	Percent Responses			Mean		
Unemployed and not seeking employment	(1)	0	0%						
Unemployed and seeking employment	(2)	0	0%						
Retired	(3)	0	0%						
Not Applicable	(0)	5	100%						
				0	25	50	75	100	Question
Return Rateq	Mean	STD							
5/57 (8.77%)	0	0.00							

7 - Do you recommend William Carey University to individuals seeking programs similar to the one you completed?									
Response Option	Weight	Frequency	Percentage	Percent Responses			Mean		
Yes	(1)	6	100%				1.00		
No	(2)	0	0%						
				0	25	50	75	100	Question
Return Rateq	Mean	STD							
6/57 (10.53%)	1	0.00							





8 - Approximate GPA?									
Response Option	Weight	Frequency	Percentage	Percent Responses			Mean		
3.5-4.0	(4)	2	40%				3.20		
3.0-3.5	(3)	2	40%						
2.5-3.0	(2)	1	20%						
2.0-2.5	(1)	0	0%						
				0	25	50	75	100	Question
Return Rateq	Mean	STD							
5/57 (8.77%)	3.2	0.84							



9 - Were you a Community or Junior college transfer?									
Response Option	Weight	Frequency	Percentage	Percent Responses			Mean		
Yes	(1)	5	83.33%				1.17		
No	(2)	1	16.67%						
				0	25	50	75	100	Question
Return Rateq	Mean	STD							
6/57 (10.53%)	1.17	0.41							

10 - Instruction in courses -									
Response Option	Weight	Frequency	Percentage	Percent Responses			Mean		
Excellent	(4)	1	16.67%				3.17		
Good	(3)	5	83.33%						
Fair	(2)	0	0%						
Poor	(1)	0	0%						
				0	25	50	75	100	Question
Return Rateq	Mean	STD							
6/57 (10.53%)	3.17	0.41							

11 - Accessibility of instructors-									
Response Option	Weight	Frequency	Percentage	Percent Responses			Mean		
Excellent	(4)	3	50%				3.50		
Good	(3)	3	50%						
Fair	(2)	0	0%						
Poor	(1)	0	0%						
				0	25	50	75	100	Question
Return Rateq	Mean	STD							
6/57 (10.53%)	3.5	0.55							

William Carey University
Nursing-Tradition - Graduate Follow-Up Survey 2015

12 - Quality of career counseling-									
Response Option	Weight	Frequency	Percentage	Percent Responses		Mean			
Excellent	(4)	1	16.67%			2.50			
Good	(3)	2	33.33%						
Fair	(2)	2	33.33%						
Poor	(1)	1	16.67%						
				0	25	50	75	100	Question
Return Rateq	Mean	STD							
6/57 (10.53%)	2.5	1.05							

13 - Overall academic degree program -									
Response Option	Weight	Frequency	Percentage	Percent Responses		Mean			
Excellent	(4)	2	40%			3.40			
Good	(3)	3	60%						
Fair	(2)	0	0%						
Poor	(1)	0	0%						
				0	25	50	75	100	Question
Return Rateq	Mean	STD							
5/57 (8.77%)	3.4	0.55							

**William Carey University
Psychology- Hattiesburg - Graduate Follow-Up Survey 2015**

1 - I am presently an active member of a church								
Response Option	Weight	Frequency	Percentage	Percent Responses			Mean	
Yes	(1)	14	82.35%					
No	(2)	3	17.65%					
				0	25	50	75	100
Return Rateq								
17/72 (23.61%)								

2 - Type of Employer:								
Response Option	Weight	Frequency	Percentage	Percent Responses			Mean	
Private	(5)	8	47.06%					
Military	(4)	0	0%					
Educational	(3)	5	29.41%					
Federal/State	(2)	4	23.53%					
Church	(1)	0	0%					
				0	25	50	75	100
Return Rateq								
17/72 (23.61%)								

3 - Job preparation received at William Carey University:								
Response Option	Weight	Frequency	Percentage	Percent Responses			Mean	
Excellent	(4)	5	31.25%				3.19	
Good	(3)	10	62.5%					
Fair	(2)	0	0%					
Inadequate	(1)	1	6.25%					
				0	25	50	75	100
Return Rateq		Mean	STD					
16/72 (22.22%)		3.19	0.75					

4 - Are you:								
Response Option	Weight	Frequency	Percentage	Percent Responses			Mean	
Presently enrolled in a graduate program	(1)	7	41.18%				1.71	
Plan to enroll in the near future	(2)	8	47.06%					
Plan to enroll in the next five years	(3)	2	11.76%					
Do not plan to ever enroll in a graduate program	(4)	0	0%					
Plan to pursue a military career	(5)	0	0%					
				0	25	50	75	100
Return Rateq		Mean	STD					
17/72 (23.61%)		1.71	0.69					

5 - Employment Status:								
Response Option	Weight	Frequency	Percentage	Percent Responses			Mean	
Full-Time in a related field	(1)	9	56.25%				1.50	
Full-time in unrelated field	(2)	6	37.5%					
Part-time in a related field	(3)	1	6.25%					
Part-time in unrelated field	(4)	0	0%					
				0	25	50	75	100
Return Rateq		Mean	STD					
16/72 (22.22%)		1.5	0.63					

**William Carey University
Psychology- Hattiesburg - Graduate Follow-Up Survey 2015**

6 - Unemployed Status:									
Response Option	Weight	Frequency	Percentage	Percent Responses		Mean			
Unemployed and not seeking employment	(1)	0	0%						
Unemployed and seeking employment	(2)	0	0%						
Retired	(3)	0	0%						
Not Applicable	(0)	12	100%						
				0	25	50	75	100	Question
Return Rateq	Mean	STD							
12/72 (16.67%)	0	0.00							

7 - Do you recommend William Carey University to individuals seeking programs similar to the one you completed?									
Response Option	Weight	Frequency	Percentage	Percent Responses		Mean			
Yes	(1)	15	88.24%			1.12			
No	(2)	2	11.76%						
				0	25	50	75	100	Question
Return Rateq	Mean	STD							
17/72 (23.61%)	1.12	0.33							





8 - Approximate GPA?									
Response Option	Weight	Frequency	Percentage	Percent Responses		Mean			
3.5-4.0	(4)	8	47.06%			3.06			
3.0-3.5	(3)	3	17.65%						
2.5-3.0	(2)	5	29.41%						
2.0-2.5	(1)	1	5.88%						
				0	25	50	75	100	Question
Return Rateq	Mean	STD							
17/72 (23.61%)	3.06	1.03							





9 - Were you a Community or Junior college transfer?									
Response Option	Weight	Frequency	Percentage	Percent Responses		Mean			
Yes	(1)	13	76.47%			1.24			
No	(2)	4	23.53%						
				0	25	50	75	100	Question
Return Rateq	Mean	STD							
17/72 (23.61%)	1.24	0.44							

10 - Instruction in courses -									
Response Option	Weight	Frequency	Percentage	Percent Responses		Mean			
Excellent	(4)	12	70.59%			3.71			
Good	(3)	5	29.41%						
Fair	(2)	0	0%						
Poor	(1)	0	0%						
				0	25	50	75	100	Question
Return Rateq	Mean	STD							
17/72 (23.61%)	3.71	0.47							

11 - Accessibility of instructors-									
Response Option	Weight	Frequency	Percentage	Percent Responses		Mean			
Excellent	(4)	11	64.71%			3.53			
Good	(3)	4	23.53%						
Fair	(2)	2	11.76%						
Poor	(1)	0	0%						
				0	25	50	75	100	Question
Return Rateq	Mean	STD							
17/72 (23.61%)	3.53	0.72							

**William Carey University
Psychology- Hattiesburg - Graduate Follow-Up Survey 2015**

12 - Quality of career counseling-									
Response Option	Weight	Frequency	Percentage	Percent Responses		Mean			
Excellent	(4)	6	37.5%			3.13			
Good	(3)	6	37.5%						
Fair	(2)	4	25%						
Poor	(1)	0	0%						
				0	25	50	75	100	Question
Return Rateq	Mean	STD							
16/72 (22.22%)	3.13	0.81							

13 - Overall academic degree program -									
Response Option	Weight	Frequency	Percentage	Percent Responses		Mean			
Excellent	(4)	9	56.25%			3.50			
Good	(3)	6	37.5%						
Fair	(2)	1	6.25%						
Poor	(1)	0	0%						
				0	25	50	75	100	Question
Return Rateq	Mean	STD							
16/72 (22.22%)	3.5	0.63							

William Carey University
Psychology-Tradition - Graduate Follow-Up Survey 2015

1 - I am presently an active member of a church								
Response Option	Weight	Frequency	Percentage	Percent Responses			Mean	
Yes	(1)	4	100%					
No	(2)	0	0%					
				0	25	50	75	100
Return Rateq								
4/28 (14.29%)								

2 - Type of Employer:								
Response Option	Weight	Frequency	Percentage	Percent Responses			Mean	
Private	(5)	2	66.67%					
Military	(4)	0	0%					
Educational	(3)	0	0%					
Federal/State	(2)	1	33.33%					
Church	(1)	0	0%					
				0	25	50	75	100
Return Rateq								
3/28 (10.71%)								

3 - Job preparation received at William Carey University:								
Response Option	Weight	Frequency	Percentage	Percent Responses			Mean	
Excellent	(4)	0	0%					
Good	(3)	1	25%				1.75	
Fair	(2)	1	25%					
Inadequate	(1)	2	50%					
				0	25	50	75	100
Return Rateq		Mean	STD					
4/28 (14.29%)		1.75	0.96					

4 - Are you:								
Response Option	Weight	Frequency	Percentage	Percent Responses			Mean	
Presently enrolled in a graduate program	(1)	1	25%					
Plan to enroll in the near future	(2)	2	50%				2.25	
Plan to enroll in the next five years	(3)	0	0%					
Do not plan to ever enroll in a graduate program	(4)	1	25%					
Plan to pursue a military career	(5)	0	0%					
				0	25	50	75	100
Return Rateq		Mean	STD					
4/28 (14.29%)		2.25	1.26					

5 - Employment Status:								
Response Option	Weight	Frequency	Percentage	Percent Responses			Mean	
Full-Time in a related field	(1)	1	50%				2.50	
Full-time in unrelated field	(2)	0	0%					
Part-time in a related field	(3)	0	0%					
Part-time in unrelated field	(4)	1	50%					
				0	25	50	75	100
Return Rateq		Mean	STD					
2/28 (7.14%)		2.5	2.12					

William Carey University
Psychology-Tradition - Graduate Follow-Up Survey 2015

6 - Unemployed Status:									
Response Option	Weight	Frequency	Percentage	Percent Responses		Mean			
Unemployed and not seeking employment	(1)	0	0%			2.00			
Unemployed and seeking employment	(2)	3	75%						
Retired	(3)	0	0%						
Not Applicable	(0)	1	25%						
				0	25	50	75	100	Question
Return Rateq	Mean	STD							
4/28 (14.29%)	2	0.00							

7 - Do you recommend William Carey University to individuals seeking programs similar to the one you completed?									
Response Option	Weight	Frequency	Percentage	Percent Responses		Mean			
Yes	(1)	1	25%			1.75			
No	(2)	3	75%						
				0	25	50	75	100	Question
Return Rateq	Mean	STD							
4/28 (14.29%)	1.75	0.50							

8 - Approximate GPA?									
Response Option	Weight	Frequency	Percentage	Percent Responses		Mean			
3.5-4.0	(4)	1	25%			2.75			
3.0-3.5	(3)	1	25%						
2.5-3.0	(2)	2	50%						
2.0-2.5	(1)	0	0%						
				0	25	50	75	100	Question
Return Rateq	Mean	STD							
4/28 (14.29%)	2.75	0.96							

9 - Were you a Community or Junior college transfer?									
Response Option	Weight	Frequency	Percentage	Percent Responses		Mean			
Yes	(1)	3	75%			1.25			
No	(2)	1	25%						
				0	25	50	75	100	Question
Return Rateq	Mean	STD							
4/28 (14.29%)	1.25	0.50							

10 - Instruction in courses -									
Response Option	Weight	Frequency	Percentage	Percent Responses		Mean			
Excellent	(4)	1	25%			3.00			
Good	(3)	2	50%						
Fair	(2)	1	25%						
Poor	(1)	0	0%						
				0	25	50	75	100	Question
Return Rateq	Mean	STD							
4/28 (14.29%)	3	0.82							

11 - Accessibility of instructors-									
Response Option	Weight	Frequency	Percentage	Percent Responses		Mean			
Excellent	(4)	1	25%			3.25			
Good	(3)	3	75%						
Fair	(2)	0	0%						
Poor	(1)	0	0%						
				0	25	50	75	100	Question
Return Rateq	Mean	STD							
4/28 (14.29%)	3.25	0.50							

William Carey University
Psychology-Tradition - Graduate Follow-Up Survey 2015

12 - Quality of career counseling-					
Response Option	Weight	Frequency	Percentage	Percent Responses	Mean
Excellent	(4)	0	0%		1.50
Good	(3)	1	25%		
Fair	(2)	0	0%		
Poor	(1)	3	75%		
				0 25 50 75 100	Question
Return Rateq	Mean	STD			
4/28 (14.29%)	1.5	1.00			

13 - Overall academic degree program -					
Response Option	Weight	Frequency	Percentage	Percent Responses	Mean
Excellent	(4)	0	0%		2.50
Good	(3)	2	50%		
Fair	(2)	2	50%		
Poor	(1)	0	0%		
				0 25 50 75 100	Question
Return Rateq	Mean	STD			
4/28 (14.29%)	2.5	0.58			

William Carey University
Religion - Graduate Follow-Up Survey 2015

1 - I am presently an active member of a church								
Response Option	Weight	Frequency	Percentage	Percent Responses			Mean	
Yes	(1)	2	100%					
No	(2)	0	0%					
				0	25	50	75	100
Return Rateq								
2/17 (11.76%)								

2 - Type of Employer:								
Response Option	Weight	Frequency	Percentage	Percent Responses			Mean	
Private	(5)	1	50%					
Military	(4)	0	0%					
Educational	(3)	0	0%					
Federal/State	(2)	0	0%					
Church	(1)	1	50%					
				0	25	50	75	100
Return Rateq								
2/17 (11.76%)								

3 - Job preparation received at William Carey University:								
Response Option	Weight	Frequency	Percentage	Percent Responses			Mean	
Excellent	(4)	2	100%				4.00	
Good	(3)	0	0%					
Fair	(2)	0	0%					
Inadequate	(1)	0	0%					
				0	25	50	75	100
Return Rateq		Mean	STD					
2/17 (11.76%)		4	0.00					

4 - Are you:								
Response Option	Weight	Frequency	Percentage	Percent Responses			Mean	
Presently enrolled in a graduate program	(1)	0	0%					
Plan to enroll in the near future	(2)	2	100%				2.00	
Plan to enroll in the next five years	(3)	0	0%					
Do not plan to ever enroll in a graduate program	(4)	0	0%					
Plan to pursue a military career	(5)	0	0%					
				0	25	50	75	100
Return Rateq		Mean	STD					
2/17 (11.76%)		2	0.00					

5 - Employment Status:								
Response Option	Weight	Frequency	Percentage	Percent Responses			Mean	
Full-Time in a related field	(1)	1	50%					
Full-time in unrelated field	(2)	0	0%				2.00	
Part-time in a related field	(3)	1	50%					
Part-time in unrelated field	(4)	0	0%					
				0	25	50	75	100
Return Rateq		Mean	STD					
2/17 (11.76%)		2	1.41					

William Carey University
Religion - Graduate Follow-Up Survey 2015

6 - Unemployed Status:									
Response Option	Weight	Frequency	Percentage	Percent Responses			Mean		
Unemployed and not seeking employment	(1)	0	0%						
Unemployed and seeking employment	(2)	0	0%						
Retired	(3)	0	0%						
Not Applicable	(0)	2	100%						
				0	25	50	75	100	Question
Return Rateq	Mean	STD							
2/17 (11.76%)	0	0.00							

7 - Do you recommend William Carey University to individuals seeking programs similar to the one you completed?									
Response Option	Weight	Frequency	Percentage	Percent Responses			Mean		
Yes	(1)	2	100%				1.00		
No	(2)	0	0%						
				0	25	50	75	100	Question
Return Rateq	Mean	STD							
2/17 (11.76%)	1	0.00							

8 - Approximate GPA?									
Response Option	Weight	Frequency	Percentage	Percent Responses			Mean		
3.5-4.0	(4)	0	0%				1.50		
3.0-3.5	(3)	0	0%						
2.5-3.0	(2)	1	50%						
2.0-2.5	(1)	1	50%						
				0	25	50	75	100	Question
Return Rateq	Mean	STD							
2/17 (11.76%)	1.5	0.71							

9 - Were you a Community or Junior college transfer?									
Response Option	Weight	Frequency	Percentage	Percent Responses			Mean		
Yes	(1)	1	50%				1.50		
No	(2)	1	50%						
				0	25	50	75	100	Question
Return Rateq	Mean	STD							
2/17 (11.76%)	1.5	0.71							

10 - Instruction in courses -									
Response Option	Weight	Frequency	Percentage	Percent Responses			Mean		
Excellent	(4)	2	100%				4.00		
Good	(3)	0	0%						
Fair	(2)	0	0%						
Poor	(1)	0	0%						
				0	25	50	75	100	Question
Return Rateq	Mean	STD							
2/17 (11.76%)	4	0.00							

11 - Accessibility of instructors-									
Response Option	Weight	Frequency	Percentage	Percent Responses			Mean		
Excellent	(4)	2	100%				4.00		
Good	(3)	0	0%						
Fair	(2)	0	0%						
Poor	(1)	0	0%						
				0	25	50	75	100	Question
Return Rateq	Mean	STD							
2/17 (11.76%)	4	0.00							

William Carey University
Religion - Graduate Follow-Up Survey 2015

12 - Quality of career counseling-									
Response Option	Weight	Frequency	Percentage	Percent Responses			Mean		
Excellent	(4)	2	100%				4.00		
Good	(3)	0	0%						
Fair	(2)	0	0%						
Poor	(1)	0	0%						
				0	25	50	75	100	Question
Return Rateq	Mean	STD							
2/17 (11.76%)	4	0.00							

13 - Overall academic degree program -									
Response Option	Weight	Frequency	Percentage	Percent Responses			Mean		
Excellent	(4)	2	100%				4.00		
Good	(3)	0	0%						
Fair	(2)	0	0%						
Poor	(1)	0	0%						
				0	25	50	75	100	Question
Return Rateq	Mean	STD							
2/17 (11.76%)	4	0.00							

William Carey University
Social Science - Graduate Follow-Up Survey 2015

1 - I am presently an active member of a church									
Response Option	Weight	Frequency	Percentage	Percent Responses			Mean		
Yes	(1)	2	100%						
No	(2)	0	0%						
				0	25	50	75	100	
Return Rateq									
2/12 (16.67%)									

2 - Type of Employer:									
Response Option	Weight	Frequency	Percentage	Percent Responses			Mean		
Private	(5)	0	0%						
Military	(4)	0	0%						
Educational	(3)	0	0%						
Federal/State	(2)	2	100%						
Church	(1)	0	0%						
				0	25	50	75	100	
Return Rateq									
2/12 (16.67%)									

3 - Job preparation received at William Carey University:									
Response Option	Weight	Frequency	Percentage	Percent Responses			Mean		
Excellent	(4)	0	0%				3.00		
Good	(3)	2	100%						
Fair	(2)	0	0%						
Inadequate	(1)	0	0%						
				0	25	50	75	100	Question
Return Rateq		Mean	STD						
2/12 (16.67%)		3	0.00						

4 - Are you:									
Response Option	Weight	Frequency	Percentage	Percent Responses			Mean		
Presently enrolled in a graduate program	(1)	0	0%				3.50		
Plan to enroll in the near future	(2)	0	0%						
Plan to enroll in the next five years	(3)	1	50%						
Do not plan to ever enroll in a graduate program	(4)	1	50%						
Plan to pursue a military career	(5)	0	0%						
				0	25	50	75	100	Question
Return Rateq		Mean	STD						
2/12 (16.67%)		3.5	0.71						

5 - Employment Status:									
Response Option	Weight	Frequency	Percentage	Percent Responses			Mean		
Full-Time in a related field	(1)	0	0%				2.00		
Full-time in unrelated field	(2)	2	100%						
Part-time in a related field	(3)	0	0%						
Part-time in unrelated field	(4)	0	0%						
				0	25	50	75	100	Question
Return Rateq		Mean	STD						
2/12 (16.67%)		2	0.00						

William Carey University
Social Science - Graduate Follow-Up Survey 2015

6 - Unemployed Status:									
Response Option	Weight	Frequency	Percentage	Percent Responses			Mean		
Unemployed and not seeking employment	(1)	0	0%				Question		
Unemployed and seeking employment	(2)	0	0%						
Retired	(3)	0	0%						
Not Applicable	(0)	1	100%						
				0	25	50	75	100	
Return Rateq	Mean	STD							
1/12 (8.33%)	0	0.00							

7 - Do you recommend William Carey University to individuals seeking programs similar to the one you completed?									
Response Option	Weight	Frequency	Percentage	Percent Responses			Mean		
Yes	(1)	2	100%				1.00		
No	(2)	0	0%						
				0	25	50	75	100	Question
Return Rateq	Mean	STD							
2/12 (16.67%)	1	0.00							



8 - Approximate GPA?									
Response Option	Weight	Frequency	Percentage	Percent Responses			Mean		
3.5-4.0	(4)	0	0%				2.00		
3.0-3.5	(3)	0	0%						
2.5-3.0	(2)	2	100%						
2.0-2.5	(1)	0	0%						
				0	25	50	75	100	Question
Return Rateq	Mean	STD							
2/12 (16.67%)	2	0.00							


9 - Were you a Community or Junior college transfer?									
Response Option	Weight	Frequency	Percentage	Percent Responses			Mean		
Yes	(1)	2	100%				1.00		
No	(2)	0	0%						
				0	25	50	75	100	Question
Return Rateq	Mean	STD							
2/12 (16.67%)	1	0.00							

10 - Instruction in courses -									
Response Option	Weight	Frequency	Percentage	Percent Responses			Mean		
Excellent	(4)	0	0%				3.00		
Good	(3)	2	100%						
Fair	(2)	0	0%						
Poor	(1)	0	0%						
				0	25	50	75	100	Question
Return Rateq	Mean	STD							
2/12 (16.67%)	3	0.00							

11 - Accessibility of instructors-									
Response Option	Weight	Frequency	Percentage	Percent Responses			Mean		
Excellent	(4)	0	0%				2.50		
Good	(3)	1	50%						
Fair	(2)	1	50%						
Poor	(1)	0	0%						
				0	25	50	75	100	Question
Return Rateq	Mean	STD							
2/12 (16.67%)	2.5	0.71							

William Carey University
Social Science - Graduate Follow-Up Survey 2015

12 - Quality of career counseling-									
Response Option	Weight	Frequency	Percentage	Percent Responses		Mean			
Excellent	(4)	0	0%			1.50			
Good	(3)	0	0%						
Fair	(2)	1	50%						
Poor	(1)	1	50%						
				0	25	50	75	100	Question
Return Rateq	Mean	STD							
2/12 (16.67%)	1.5	0.71							

13 - Overall academic degree program -									
Response Option	Weight	Frequency	Percentage	Percent Responses		Mean			
Excellent	(4)	0	0%			3.00			
Good	(3)	2	100%						
Fair	(2)	0	0%						
Poor	(1)	0	0%						
				0	25	50	75	100	Question
Return Rateq	Mean	STD							
2/12 (16.67%)	3	0.00							

William Carey University
Speech Communications - Graduate Follow-Up Survey 2015

1 - I am presently an active member of a church									
Response Option	Weight	Frequency	Percentage	Percent Responses			Mean		
Yes	(1)	0	0%						
No	(2)	1	100%						
				0	25	50	75	100	
Return Rateq									
1/5 (20%)									

2 - Type of Employer:									
Response Option	Weight	Frequency	Percentage	Percent Responses			Mean		
Private	(5)	1	100%						
Military	(4)	0	0%						
Educational	(3)	0	0%						
Federal/State	(2)	0	0%						
Church	(1)	0	0%						
				0	25	50	75	100	
Return Rateq									
1/5 (20%)									

3 - Job preparation received at William Carey University:									
Response Option	Weight	Frequency	Percentage	Percent Responses			Mean		
Excellent	(4)	0	0%				3.00		
Good	(3)	1	100%						
Fair	(2)	0	0%						
Inadequate	(1)	0	0%						
				0	25	50	75	100	Question
Return Rateq		Mean	STD						
1/5 (20%)		3	0.00						

4 - Are you:									
Response Option	Weight	Frequency	Percentage	Percent Responses			Mean		
Presently enrolled in a graduate program	(1)	0	0%				3.00		
Plan to enroll in the near future	(2)	0	0%						
Plan to enroll in the next five years	(3)	1	100%						
Do not plan to ever enroll in a graduate program	(4)	0	0%						
Plan to pursue a military career	(5)	0	0%						
				0	25	50	75	100	Question
Return Rateq		Mean	STD						
1/5 (20%)		3	0.00						

5 - Employment Status:									
Response Option	Weight	Frequency	Percentage	Percent Responses			Mean		
Full-Time in a related field	(1)	1	100%				1.00		
Full-time in unrelated field	(2)	0	0%						
Part-time in a related field	(3)	0	0%						
Part-time in unrelated field	(4)	0	0%						
				0	25	50	75	100	Question
Return Rateq		Mean	STD						
1/5 (20%)		1	0.00						

William Carey University
Speech Communications - Graduate Follow-Up Survey 2015

6 - Unemployed Status:										
Response Option	Weight	Frequency	Percentage	Percent Responses			Mean			
Unemployed and not seeking employment	(1)	0	0%		0	25	50	75	100	Question
Unemployed and seeking employment	(2)	0	0%							
Retired	(3)	0	0%							
Not Applicable	(0)	1	100%							
Return Rateq	Mean	STD								
1/5 (20%)	0	0.00								

7 - Do you recommend William Carey University to individuals seeking programs similar to the one you completed?										
Response Option	Weight	Frequency	Percentage	Percent Responses			Mean			
Yes	(1)	0	0%		0	25	50	75	100	Question
No	(2)	1	100%							
Return Rateq	Mean	STD								
1/5 (20%)	2	0.00								

8 - Approximate GPA?										
Response Option	Weight	Frequency	Percentage	Percent Responses			Mean			
3.5-4.0	(4)	1	100%		0	25	50	75	100	Question
3.0-3.5	(3)	0	0%							
2.5-3.0	(2)	0	0%							
2.0-2.5	(1)	0	0%							
Return Rateq	Mean	STD								
1/5 (20%)	4	0.00								

9 - Were you a Community or Junior college transfer?										
Response Option	Weight	Frequency	Percentage	Percent Responses			Mean			
Yes	(1)	1	100%		0	25	50	75	100	Question
No	(2)	0	0%							
Return Rateq	Mean	STD								
1/5 (20%)	1	0.00								

10 - Instruction in courses -										
Response Option	Weight	Frequency	Percentage	Percent Responses			Mean			
Excellent	(4)	0	0%		0	25	50	75	100	Question
Good	(3)	1	100%							
Fair	(2)	0	0%							
Poor	(1)	0	0%							
Return Rateq	Mean	STD								
1/5 (20%)	3	0.00								

11 - Accessibility of instructors-										
Response Option	Weight	Frequency	Percentage	Percent Responses			Mean			
Excellent	(4)	1	100%		0	25	50	75	100	Question
Good	(3)	0	0%							
Fair	(2)	0	0%							
Poor	(1)	0	0%							
Return Rateq	Mean	STD								
1/5 (20%)	4	0.00								

William Carey University
Speech Communications - Graduate Follow-Up Survey 2015

12 - Quality of career counseling-									
Response Option	Weight	Frequency	Percentage	Percent Responses		Mean			
Excellent	(4)	0	0%			2.00			
Good	(3)	0	0%						
Fair	(2)	1	100%						
Poor	(1)	0	0%						
				0	25	50	75	100	Question
Return Rateq	Mean	STD							
1/5 (20%)	2	0.00							

13 - Overall academic degree program -									
Response Option	Weight	Frequency	Percentage	Percent Responses		Mean			
Excellent	(4)	0	0%			2.00			
Good	(3)	0	0%						
Fair	(2)	1	100%						
Poor	(1)	0	0%						
				0	25	50	75	100	Question
Return Rateq	Mean	STD							
1/5 (20%)	2	0.00							

William Carey University
Theatre- Graduate Follow-Up Survey 2015

1 - I am presently an active member of a church									
Response Option	Weight	Frequency	Percentage	Percent Responses			Mean		
Yes	(1)	0	0%						
No	(2)	1	100%						
				0	25	50	75	100	
Return Rateq									
1/6 (16.67%)									

2 - Type of Employer:									
Response Option	Weight	Frequency	Percentage	Percent Responses			Mean		
Private	(5)	1	100%						
Military	(4)	0	0%						
Educational	(3)	0	0%						
Federal/State	(2)	0	0%						
Church	(1)	0	0%						
				0	25	50	75	100	
Return Rateq									
1/6 (16.67%)									

3 - Job preparation received at William Carey University:									
Response Option	Weight	Frequency	Percentage	Percent Responses			Mean		
Excellent	(4)	0	0%				3.00		
Good	(3)	1	100%						
Fair	(2)	0	0%						
Inadequate	(1)	0	0%						
				0	25	50	75	100	Question
Return Rateq		Mean	STD						
1/6 (16.67%)		3	0.00						

4 - Are you:									
Response Option	Weight	Frequency	Percentage	Percent Responses			Mean		
Presently enrolled in a graduate program	(1)	0	0%				2.00		
Plan to enroll in the near future	(2)	1	100%						
Plan to enroll in the next five years	(3)	0	0%						
Do not plan to ever enroll in a graduate program	(4)	0	0%						
Plan to pursue a military career	(5)	0	0%						
				0	25	50	75	100	Question
Return Rateq		Mean	STD						
1/6 (16.67%)		2	0.00						

5 - Employment Status:									
Response Option	Weight	Frequency	Percentage	Percent Responses			Mean		
Full-Time in a related field	(1)	0	0%				2.00		
Full-time in unrelated field	(2)	1	100%						
Part-time in a related field	(3)	0	0%						
Part-time in unrelated field	(4)	0	0%						
				0	25	50	75	100	Question
Return Rateq		Mean	STD						
1/6 (16.67%)		2	0.00						

**William Carey University
Theatre- Graduate Follow-Up Survey 2015**

6 - Unemployed Status:										
Response Option	Weight	Frequency	Percentage	Percent Responses			Mean			
Unemployed and not seeking employment	(1)	0	0%		0	25	50	75	100	Question
Unemployed and seeking employment	(2)	0	0%							
Retired	(3)	0	0%							
Not Applicable	(0)	1	100%							
Return Rateq	Mean	STD								
1/6 (16.67%)	0	0.00								

7 - Do you recommend William Carey University to individuals seeking programs similar to the one you completed?										
Response Option	Weight	Frequency	Percentage	Percent Responses			Mean			
Yes	(1)	0	0%		0	25	50	75	100	Question
No	(2)	1	100%							
Return Rateq	Mean	STD								
1/6 (16.67%)	2	0.00								

8 - Approximate GPA?										
Response Option	Weight	Frequency	Percentage	Percent Responses			Mean			
3.5-4.0	(4)	1	100%		0	25	50	75	100	Question
3.0-3.5	(3)	0	0%							
2.5-3.0	(2)	0	0%							
2.0-2.5	(1)	0	0%							
Return Rateq	Mean	STD								
1/6 (16.67%)	4	0.00								

9 - Were you a Community or Junior college transfer?										
Response Option	Weight	Frequency	Percentage	Percent Responses			Mean			
Yes	(1)	1	100%		0	25	50	75	100	Question
No	(2)	0	0%							
Return Rateq	Mean	STD								
1/6 (16.67%)	1	0.00								

10 - Instruction in courses -										
Response Option	Weight	Frequency	Percentage	Percent Responses			Mean			
Excellent	(4)	0	0%		0	25	50	75	100	Question
Good	(3)	1	100%							
Fair	(2)	0	0%							
Poor	(1)	0	0%							
Return Rateq	Mean	STD								
1/6 (16.67%)	3	0.00								

11 - Accessibility of instructors-										
Response Option	Weight	Frequency	Percentage	Percent Responses			Mean			
Excellent	(4)	1	100%		0	25	50	75	100	Question
Good	(3)	0	0%							
Fair	(2)	0	0%							
Poor	(1)	0	0%							
Return Rateq	Mean	STD								
1/6 (16.67%)	4	0.00								

**William Carey University
Theatre- Graduate Follow-Up Survey 2015**

12 - Quality of career counseling-									
Response Option	Weight	Frequency	Percentage	Percent Responses		Mean			
Excellent	(4)	0	0%			3.00			
Good	(3)	1	100%						
Fair	(2)	0	0%						
Poor	(1)	0	0%						
				0	25	50	75	100	Question
Return Rateq	Mean	STD							
1/6 (16.67%)	3	0.00							

13 - Overall academic degree program -									
Response Option	Weight	Frequency	Percentage	Percent Responses		Mean			
Excellent	(4)	0	0%			2.00			
Good	(3)	0	0%						
Fair	(2)	1	100%						
Poor	(1)	0	0%						
				0	25	50	75	100	Question
Return Rateq	Mean	STD							
1/6 (16.67%)	2	0.00							

William Carey University
MA English - Graduate Follow-Up Survey 2015

1 - I am presently an active member of a church									
Response Option	Weight	Frequency	Percentage	Percent Responses			Mean		
Yes	(1)	1	100%						
No	(2)	0	0%						
				0	25	50	75	100	
Return Rateq									
1/3 (33.33%)									

2 - Type of Employer:									
Response Option	Weight	Frequency	Percentage	Percent Responses			Mean		
Private	(5)	0	0%						
Military	(4)	0	0%						
Educational	(3)	1	100%						
Federal/State	(2)	0	0%						
Church	(1)	0	0%						
				0	25	50	75	100	
Return Rateq									
1/3 (33.33%)									

3 - Job preparation received at William Carey University:									
Response Option	Weight	Frequency	Percentage	Percent Responses			Mean		
Excellent	(4)	1	100%				4.00		
Good	(3)	0	0%						
Fair	(2)	0	0%						
Inadequate	(1)	0	0%						
				0	25	50	75	100	Question
Return Rateq		Mean	STD						
1/3 (33.33%)		4	0.00						

4 - Are you:									
Response Option	Weight	Frequency	Percentage	Percent Responses			Mean		
Presently enrolled in a graduate program	(1)	0	0%				4.00		
Plan to enroll in the near future	(2)	0	0%						
Plan to enroll in the next five years	(3)	0	0%						
Do not plan to ever enroll in a graduate program	(4)	1	100%						
Plan to pursue a military career	(5)	0	0%						
				0	25	50	75	100	Question
Return Rateq		Mean	STD						
1/3 (33.33%)		4	0.00						

5 - Employment Status:									
Response Option	Weight	Frequency	Percentage	Percent Responses			Mean		
Full-Time in a related field	(1)	1	100%				1.00		
Full-time in unrelated field	(2)	0	0%						
Part-time in a related field	(3)	0	0%						
Part-time in unrelated field	(4)	0	0%						
				0	25	50	75	100	Question
Return Rateq		Mean	STD						
1/3 (33.33%)		1	0.00						

**William Carey University
MA English - Graduate Follow-Up Survey 2015**

6 - Unemployed Status:										
Response Option	Weight	Frequency	Percentage	Percent Responses			Mean			
Unemployed and not seeking employment	(1)	0	0%		0	25	50	75	100	Question
Unemployed and seeking employment	(2)	0	0%							
Retired	(3)	0	0%							
Not Applicable	(0)	1	100%							
Return Rateq		Mean	STD							
1/3 (33.33%)		0	0.00							

7 - Do you recommend William Carey University to individuals seeking programs similar to the one you completed?										
Response Option	Weight	Frequency	Percentage	Percent Responses			Mean			
Yes	(1)	1	100%		0	25	50	75	100	Question
No	(2)	0	0%							
Return Rateq		Mean	STD							
1/3 (33.33%)		1	0.00							

8 - Approximate GPA?										
Response Option	Weight	Frequency	Percentage	Percent Responses			Mean			
3.5-4.0	(4)	1	100%		0	25	50	75	100	Question
3.0-3.5	(3)	0	0%							
2.5-3.0	(2)	0	0%							
2.0-2.5	(1)	0	0%							
Return Rateq		Mean	STD							
1/3 (33.33%)		4	0.00							

9 - Were you a Community or Junior college transfer?										
Response Option	Weight	Frequency	Percentage	Percent Responses			Mean			
Yes	(1)	1	100%		0	25	50	75	100	Question
No	(2)	0	0%							
Return Rateq		Mean	STD							
1/3 (33.33%)		1	0.00							

10 - Instruction in courses -										
Response Option	Weight	Frequency	Percentage	Percent Responses			Mean			
Excellent	(4)	1	100%		0	25	50	75	100	Question
Good	(3)	0	0%							
Fair	(2)	0	0%							
Poor	(1)	0	0%							
Return Rateq		Mean	STD							
1/3 (33.33%)		4	0.00							

11 - Accessibility of instructors-										
Response Option	Weight	Frequency	Percentage	Percent Responses			Mean			
Excellent	(4)	1	100%		0	25	50	75	100	Question
Good	(3)	0	0%							
Fair	(2)	0	0%							
Poor	(1)	0	0%							
Return Rateq		Mean	STD							
1/3 (33.33%)		4	0.00							

William Carey University
MA English - Graduate Follow-Up Survey 2015

12 - Quality of career counseling-									
Response Option	Weight	Frequency	Percentage	Percent Responses			Mean		
Excellent	(4)	1	100%				4.00		
Good	(3)	0	0%						
Fair	(2)	0	0%						
Poor	(1)	0	0%						
				0	25	50	75	100	Question
Return Rateq	Mean	STD							
1/3 (33.33%)	4	0.00							

13 - Overall academic degree program -									
Response Option	Weight	Frequency	Percentage	Percent Responses			Mean		
Excellent	(4)	1	100%				4.00		
Good	(3)	0	0%						
Fair	(2)	0	0%						
Poor	(1)	0	0%						
				0	25	50	75	100	Question
Return Rateq	Mean	STD							
1/3 (33.33%)	4	0.00							

William Carey University
MBS - Graduate Follow-Up Survey 2015

1 - I am presently an active member of a church								
Response Option	Weight	Frequency	Percentage	Percent Responses			Mean	
Yes	(1)	2	50%					
No	(2)	2	50%					
				0	25	50	75	100
Return Rateq								
4/18 (22.22%)								

2 - Type of Employer:								
Response Option	Weight	Frequency	Percentage	Percent Responses			Mean	
Private	(5)	2	66.67%					
Military	(4)	0	0%					
Educational	(3)	1	33.33%					
Federal/State	(2)	0	0%					
Church	(1)	0	0%					
				0	25	50	75	100
Return Rateq								
3/18 (16.67%)								

3 - Job preparation received at William Carey University:								
Response Option	Weight	Frequency	Percentage	Percent Responses			Mean	
Excellent	(4)	0	0%				2.00	
Good	(3)	0	0%					
Fair	(2)	3	100%					
Inadequate	(1)	0	0%					
				0	25	50	75	100
Return Rateq		Mean	STD					
3/18 (16.67%)		2	0.00					

4 - Are you:								
Response Option	Weight	Frequency	Percentage	Percent Responses			Mean	
Presently enrolled in a graduate program	(1)	4	100%				1.00	
Plan to enroll in the near future	(2)	0	0%					
Plan to enroll in the next five years	(3)	0	0%					
Do not plan to ever enroll in a graduate program	(4)	0	0%					
Plan to pursue a military career	(5)	0	0%					
				0	25	50	75	100
Return Rateq		Mean	STD					
4/18 (22.22%)		1	0.00					

5 - Employment Status:								
Response Option	Weight	Frequency	Percentage	Percent Responses			Mean	
Full-Time in a related field	(1)	2	66.67%				1.67	
Full-time in unrelated field	(2)	0	0%					
Part-time in a related field	(3)	1	33.33%					
Part-time in unrelated field	(4)	0	0%					
				0	25	50	75	100
Return Rateq		Mean	STD					
3/18 (16.67%)		1.67	1.15					

William Carey University
MBS - Graduate Follow-Up Survey 2015

6 - Unemployed Status:									
Response Option	Weight	Frequency	Percentage	Percent Responses		Mean			
Unemployed and not seeking employment	(1)	1	25%			1.00			
Unemployed and seeking employment	(2)	0	0%						
Retired	(3)	0	0%						
Not Applicable	(0)	3	75%						
				0	25	50	75	100	Question
Return Rateq	Mean	STD							
4/18 (22.22%)	1	0.00							

7 - Do you recommend William Carey University to individuals seeking programs similar to the one you completed?									
Response Option	Weight	Frequency	Percentage	Percent Responses		Mean			
Yes	(1)	1	33.33%			1.67			
No	(2)	2	66.67%						
				0	25	50	75	100	Question
Return Rateq	Mean	STD							
3/18 (16.67%)	1.67	0.58							





8 - Approximate GPA?									
Response Option	Weight	Frequency	Percentage	Percent Responses		Mean			
3.5-4.0	(4)	1	25%			2.75			
3.0-3.5	(3)	1	25%						
2.5-3.0	(2)	2	50%						
2.0-2.5	(1)	0	0%						
				0	25	50	75	100	Question
Return Rateq	Mean	STD							
4/18 (22.22%)	2.75	0.96							





9 - Were you a Community or Junior college transfer?									
Response Option	Weight	Frequency	Percentage	Percent Responses		Mean			
Yes	(1)	0	0%			2.00			
No	(2)	4	100%						
				0	25	50	75	100	Question
Return Rateq	Mean	STD							
4/18 (22.22%)	2	0.00							

10 - Instruction in courses -									
Response Option	Weight	Frequency	Percentage	Percent Responses		Mean			
Excellent	(4)	0	0%			3.00			
Good	(3)	4	100%						
Fair	(2)	0	0%						
Poor	(1)	0	0%						
				0	25	50	75	100	Question
Return Rateq	Mean	STD							
4/18 (22.22%)	3	0.00							

11 - Accessibility of instructors-									
Response Option	Weight	Frequency	Percentage	Percent Responses		Mean			
Excellent	(4)	2	50%			3.50			
Good	(3)	2	50%						
Fair	(2)	0	0%						
Poor	(1)	0	0%						
				0	25	50	75	100	Question
Return Rateq	Mean	STD							
4/18 (22.22%)	3.5	0.58							

William Carey University
MBS - Graduate Follow-Up Survey 2015

12 - Quality of career counseling-									
Response Option	Weight	Frequency	Percentage	Percent Responses			Mean		
Excellent	(4)	1	25%				3.00		
Good	(3)	2	50%						
Fair	(2)	1	25%						
Poor	(1)	0	0%						
				0	25	50	75	100	Question
Return Rateq	Mean	STD							
4/18 (22.22%)	3	0.82							

13 - Overall academic degree program -									
Response Option	Weight	Frequency	Percentage	Percent Responses			Mean		
Excellent	(4)	1	33.33%				3.00		
Good	(3)	1	33.33%						
Fair	(2)	1	33.33%						
Poor	(1)	0	0%						
				0	25	50	75	100	Question
Return Rateq	Mean	STD							
3/18 (16.67%)	3	1.00							

William Carey University
MBA Graduates All Campuses 2015

1 - I am presently an active member of a church								
Response Option	Weight	Frequency	Percentage	Percent Responses			Mean	
Yes	(1)	8	88.89%					
No	(2)	1	11.11%					
				0	25	50	75	100
Return Rateq								
9/46 (19.57%)								

2 - Type of Employer:								
Response Option	Weight	Frequency	Percentage	Percent Responses			Mean	
Private	(5)	4	40%					
Military	(4)	0	0%					
Educational	(3)	2	20%					
Federal/State	(2)	4	40%					
Church	(1)	0	0%					
				0	25	50	75	100
Return Rateq								
10/46 (21.74%)								

3 - Job preparation received at William Carey University:								
Response Option	Weight	Frequency	Percentage	Percent Responses			Mean	
Excellent	(4)	5	50%				3.40	
Good	(3)	4	40%					
Fair	(2)	1	10%					
Inadequate	(1)	0	0%					
				0	25	50	75	100
Return Rateq		Mean	STD					
10/46 (21.74%)		3.4	0.70					

4 - Are you:								
Response Option	Weight	Frequency	Percentage	Percent Responses			Mean	
Presently enrolled in a graduate program	(1)	0	0%				4.00	
Plan to enroll in the near future	(2)	0	0%					
Plan to enroll in the next five years	(3)	0	0%					
Do not plan to ever enroll in a graduate program	(4)	8	100%					
Plan to pursue a military career	(5)	0	0%					
				0	25	50	75	100
Return Rateq		Mean	STD					
8/46 (17.39%)		4	0.00					

5 - Employment Status:								
Response Option	Weight	Frequency	Percentage	Percent Responses			Mean	
Full-Time in a related field	(1)	8	80%				1.20	
Full-time in unrelated field	(2)	2	20%					
Part-time in a related field	(3)	0	0%					
Part-time in unrelated field	(4)	0	0%					
				0	25	50	75	100
Return Rateq		Mean	STD					
10/46 (21.74%)		1.2	0.42					

William Carey University
MBA Graduates All Campuses 2015

6 - Unemployed Status:									
Response Option	Weight	Frequency	Percentage	Percent Responses			Mean		
Unemployed and not seeking employment	(1)	0	0%		<p>Question</p>				
Unemployed and seeking employment	(2)	0	0%						
Retired	(3)	0	0%						
Not Applicable	(0)	10	100%						
				0	25	50	75	100	
Return Rateq	Mean	STD							
10/46 (21.74%)	0	0.00							

7 - Do you recommend William Carey University to individuals seeking programs similar to the one you completed?									
Response Option	Weight	Frequency	Percentage	Percent Responses			Mean		
Yes	(1)	10	100%		<p>Question</p>				
No	(2)	0	0%						
				0	25	50	75	100	
Return Rateq	Mean	STD							
10/46 (21.74%)	1	0.00							





8 - Approximate GPA?									
Response Option	Weight	Frequency	Percentage	Percent Responses			Mean		
3.5-4.0	(4)	8	80%		<p>Question</p>				
3.0-3.5	(3)	2	20%						
2.5-3.0	(2)	0	0%						
2.0-2.5	(1)	0	0%						
				0	25	50	75	100	
Return Rateq	Mean	STD							
10/46 (21.74%)	3.8	0.42							





9 - Were you a Community or Junior college transfer?									
Response Option	Weight	Frequency	Percentage	Percent Responses			Mean		
Yes	(1)	2	20%		<p>Question</p>				
No	(2)	8	80%						
				0	25	50	75	100	
Return Rateq	Mean	STD							
10/46 (21.74%)	1.8	0.42							

10 - Instruction in courses -									
Response Option	Weight	Frequency	Percentage	Percent Responses			Mean		
Excellent	(4)	5	50%		<p>Question</p>				
Good	(3)	5	50%						
Fair	(2)	0	0%						
Poor	(1)	0	0%						
				0	25	50	75	100	
Return Rateq	Mean	STD							
10/46 (21.74%)	3.5	0.53							

11 - Accessibility of instructors-									
Response Option	Weight	Frequency	Percentage	Percent Responses			Mean		
Excellent	(4)	6	60%		<p>Question</p>				
Good	(3)	4	40%						
Fair	(2)	0	0%						
Poor	(1)	0	0%						
				0	25	50	75	100	
Return Rateq	Mean	STD							
10/46 (21.74%)	3.6	0.52							

William Carey University
MBA Graduates All Campuses 2015

12 - Quality of career counseling-									
Response Option	Weight	Frequency	Percentage	Percent Responses		Mean			
Excellent	(4)	2	20%			3.00			
Good	(3)	6	60%						
Fair	(2)	2	20%						
Poor	(1)	0	0%						
				0	25	50	75	100	Question
Return Rateq	Mean	STD							
10/46 (21.74%)	3	0.67							

13 - Overall academic degree program -									
Response Option	Weight	Frequency	Percentage	Percent Responses		Mean			
Excellent	(4)	7	70%			3.70			
Good	(3)	3	30%						
Fair	(2)	0	0%						
Poor	(1)	0	0%						
				0	25	50	75	100	Question
Return Rateq	Mean	STD							
10/46 (21.74%)	3.7	0.48							

**William Carey University
MED-Hattiesburg- Graduate Follow-Up Survey 2015**

1 - I am presently an active member of a church								
Response Option	Weight	Frequency	Percentage	Percent Responses			Mean	
Yes	(1)	34	85%					
No	(2)	6	15%					
				0	25	50	75	100
Return Rateq								
40/184 (21.74%)								

2 - Type of Employer:								
Response Option	Weight	Frequency	Percentage	Percent Responses			Mean	
Private	(5)	0	0%					
Military	(4)	1	2.63%					
Educational	(3)	37	97.37%					
Federal/State	(2)	0	0%					
Church	(1)	0	0%					
				0	25	50	75	100
Return Rateq								
38/184 (20.65%)								

3 - Job preparation received at William Carey University:								
Response Option	Weight	Frequency	Percentage	Percent Responses			Mean	
Excellent	(4)	30	75%				3.75	
Good	(3)	10	25%					
Fair	(2)	0	0%					
Inadequate	(1)	0	0%					
				0	25	50	75	100
Return Rateq		Mean	STD					
40/184 (21.74%)		3.75	0.44					

4 - Are you:								
Response Option	Weight	Frequency	Percentage	Percent Responses			Mean	
Presently enrolled in a graduate program	(1)	7	23.33%				2.63	
Plan to enroll in the near future	(2)	7	23.33%					
Plan to enroll in the next five years	(3)	6	20%					
Do not plan to ever enroll in a graduate program	(4)	10	33.33%					
Plan to pursue a military career	(5)	0	0%					
				0	25	50	75	100
Return Rateq		Mean	STD					
30/184 (16.3%)		2.63	1.19					

5 - Employment Status:								
Response Option	Weight	Frequency	Percentage	Percent Responses			Mean	
Full-Time in a related field	(1)	37	97.37%				1.05	
Full-time in unrelated field	(2)	0	0%					
Part-time in a related field	(3)	1	2.63%					
Part-time in unrelated field	(4)	0	0%					
				0	25	50	75	100
Return Rateq		Mean	STD					
38/184 (20.65%)		1.05	0.32					

**William Carey University
MED-Hattiesburg- Graduate Follow-Up Survey 2015**

6 - Unemployed Status:					
Response Option	Weight	Frequency	Percentage	Percent Responses	Mean
Unemployed and not seeking employment	(1)	1	2.86%		1.50
Unemployed and seeking employment	(2)	1	2.86%		
Retired	(3)	0	0%		
Not Applicable	(0)	33	94.29%		
				0 25 50 75 100	Question
Return Rateq	Mean	STD			
35/184 (19.02%)	1.5	0.71			

7 - Do you recommend William Carey University to individuals seeking programs similar to the one you completed?					
Response Option	Weight	Frequency	Percentage	Percent Responses	Mean
Yes	(1)	38	97.44%		1.03
No	(2)	1	2.56%		
				0 25 50 75 100	Question
Return Rateq	Mean	STD			
39/184 (21.2%)	1.03	0.16			





8 - Approximate GPA?					
Response Option	Weight	Frequency	Percentage	Percent Responses	Mean
3.5-4.0	(4)	37	92.5%		3.93
3.0-3.5	(3)	3	7.5%		
2.5-3.0	(2)	0	0%		
2.0-2.5	(1)	0	0%		
				0 25 50 75 100	Question
Return Rateq	Mean	STD			
40/184 (21.74%)	3.93	0.27			




9 - Were you a Community or Junior college transfer?					
Response Option	Weight	Frequency	Percentage	Percent Responses	Mean
Yes	(1)	12	30.77%		1.69
No	(2)	27	69.23%		
				0 25 50 75 100	Question
Return Rateq	Mean	STD			
39/184 (21.2%)	1.69	0.47			

10 - Instruction in courses -					
Response Option	Weight	Frequency	Percentage	Percent Responses	Mean
Excellent	(4)	33	82.5%		3.83
Good	(3)	7	17.5%		
Fair	(2)	0	0%		
Poor	(1)	0	0%		
				0 25 50 75 100	Question
Return Rateq	Mean	STD			
40/184 (21.74%)	3.83	0.38			

11 - Accessibility of instructors-					
Response Option	Weight	Frequency	Percentage	Percent Responses	Mean
Excellent	(4)	33	82.5%		3.80
Good	(3)	6	15%		
Fair	(2)	1	2.5%		
Poor	(1)	0	0%		
				0 25 50 75 100	Question
Return Rateq	Mean	STD			
40/184 (21.74%)	3.8	0.46			

William Carey University
MED-Hattiesburg- Graduate Follow-Up Survey 2015

12 - Quality of career counseling-									
Response Option	Weight	Frequency	Percentage	Percent Responses		Mean			
Excellent	(4)	26	65%			3.53			
Good	(3)	10	25%						
Fair	(2)	3	7.5%						
Poor	(1)	1	2.5%						
				0	25	50	75	100	Question
Return Rateq	Mean	STD							
40/184 (21.74%)	3.53	0.75							

13 - Overall academic degree program -									
Response Option	Weight	Frequency	Percentage	Percent Responses		Mean			
Excellent	(4)	34	85%			3.83			
Good	(3)	5	12.5%						
Fair	(2)	1	2.5%						
Poor	(1)	0	0%						
				0	25	50	75	100	Question
Return Rateq	Mean	STD							
40/184 (21.74%)	3.83	0.45							

William Carey University
MED-Tradition - Graduate Follow-Up Survey 2015

1 - I am presently an active member of a church								
Response Option	Weight	Frequency	Percentage	Percent Responses			Mean	
Yes	(1)	10	47.62%					
No	(2)	11	52.38%					
				0	25	50	75	100
Return Rateq								
21/100 (21%)								

2 - Type of Employer:								
Response Option	Weight	Frequency	Percentage	Percent Responses			Mean	
Private	(5)	0	0%					
Military	(4)	0	0%					
Educational	(3)	20	100%					
Federal/State	(2)	0	0%					
Church	(1)	0	0%					
				0	25	50	75	100
Return Rateq								
20/100 (20%)								

3 - Job preparation received at William Carey University:								
Response Option	Weight	Frequency	Percentage	Percent Responses			Mean	
Excellent	(4)	11	52.38%				3.52	
Good	(3)	10	47.62%					
Fair	(2)	0	0%					
Inadequate	(1)	0	0%					
				0	25	50	75	100
Return Rateq		Mean	STD					
21/100 (21%)		3.52	0.51					

4 - Are you:								
Response Option	Weight	Frequency	Percentage	Percent Responses			Mean	
Presently enrolled in a graduate program	(1)	4	23.53%				2.65	
Plan to enroll in the near future	(2)	4	23.53%					
Plan to enroll in the next five years	(3)	3	17.65%					
Do not plan to ever enroll in a graduate program	(4)	6	35.29%					
Plan to pursue a military career	(5)	0	0%					
				0	25	50	75	100
Return Rateq		Mean	STD					
17/100 (17%)		2.65	1.22					

5 - Employment Status:								
Response Option	Weight	Frequency	Percentage	Percent Responses			Mean	
Full-Time in a related field	(1)	21	100%				1.00	
Full-time in unrelated field	(2)	0	0%					
Part-time in a related field	(3)	0	0%					
Part-time in unrelated field	(4)	0	0%					
				0	25	50	75	100
Return Rateq		Mean	STD					
21/100 (21%)		1	0.00					

William Carey University
MED-Tradition - Graduate Follow-Up Survey 2015

6 - Unemployed Status:									
Response Option	Weight	Frequency	Percentage	Percent Responses			Mean		
Unemployed and not seeking employment	(1)	0	0%						
Unemployed and seeking employment	(2)	0	0%						
Retired	(3)	0	0%						
Not Applicable	(0)	20	100%						
				0	25	50	75	100	Question
Return Rateq	Mean	STD							
20/100 (20%)	0	0.00							

7 - Do you recommend William Carey University to individuals seeking programs similar to the one you completed?									
Response Option	Weight	Frequency	Percentage	Percent Responses			Mean		
Yes	(1)	21	100%				1.00		
No	(2)	0	0%						
				0	25	50	75	100	Question
Return Rateq	Mean	STD							
21/100 (21%)	1	0.00							





8 - Approximate GPA?									
Response Option	Weight	Frequency	Percentage	Percent Responses			Mean		
3.5-4.0	(4)	17	85%				3.85		
3.0-3.5	(3)	3	15%						
2.5-3.0	(2)	0	0%						
2.0-2.5	(1)	0	0%						
				0	25	50	75	100	Question
Return Rateq	Mean	STD							
20/100 (20%)	3.85	0.37							





9 - Were you a Community or Junior college transfer?									
Response Option	Weight	Frequency	Percentage	Percent Responses			Mean		
Yes	(1)	3	14.29%				1.86		
No	(2)	18	85.71%						
				0	25	50	75	100	Question
Return Rateq	Mean	STD							
21/100 (21%)	1.86	0.36							

10 - Instruction in courses -									
Response Option	Weight	Frequency	Percentage	Percent Responses			Mean		
Excellent	(4)	15	71.43%				3.71		
Good	(3)	6	28.57%						
Fair	(2)	0	0%						
Poor	(1)	0	0%						
				0	25	50	75	100	Question
Return Rateq	Mean	STD							
21/100 (21%)	3.71	0.46							

11 - Accessibility of instructors-									
Response Option	Weight	Frequency	Percentage	Percent Responses			Mean		
Excellent	(4)	11	52.38%				3.52		
Good	(3)	10	47.62%						
Fair	(2)	0	0%						
Poor	(1)	0	0%						
				0	25	50	75	100	Question
Return Rateq	Mean	STD							
21/100 (21%)	3.52	0.51							

William Carey University
MED-Tradition - Graduate Follow-Up Survey 2015

12 - Quality of career counseling-									
Response Option	Weight	Frequency	Percentage	Percent Responses		Mean			
Excellent	(4)	6	30%			3.15			
Good	(3)	11	55%						
Fair	(2)	3	15%						
Poor	(1)	0	0%						
				0	25	50	75	100	Question
Return Rateq	Mean	STD							
20/100 (20%)	3.15	0.67							

13 - Overall academic degree program -									
Response Option	Weight	Frequency	Percentage	Percent Responses		Mean			
Excellent	(4)	11	52.38%			3.52			
Good	(3)	10	47.62%						
Fair	(2)	0	0%						
Poor	(1)	0	0%						
				0	25	50	75	100	Question
Return Rateq	Mean	STD							
21/100 (21%)	3.52	0.51							

William Carey University
MM- Graduate Follow-Up Survey 2015

1 - I am presently an active member of a church								
Response Option	Weight	Frequency	Percentage	Percent Responses			Mean	
Yes	(1)	1	50%					
No	(2)	1	50%					
				0	25	50	75	100
Return Rateq								
2/8 (25%)								

2 - Type of Employer:								
Response Option	Weight	Frequency	Percentage	Percent Responses			Mean	
Private	(5)	0	0%					
Military	(4)	0	0%					
Educational	(3)	2	100%					
Federal/State	(2)	0	0%					
Church	(1)	0	0%					
				0	25	50	75	100
Return Rateq								
2/8 (25%)								

3 - Job preparation received at William Carey University:								
Response Option	Weight	Frequency	Percentage	Percent Responses			Mean	
Excellent	(4)	1	50%				3.50	
Good	(3)	1	50%					
Fair	(2)	0	0%					
Inadequate	(1)	0	0%					
				0	25	50	75	100
Return Rateq		Mean	STD					
2/8 (25%)		3.5	0.71					

4 - Are you:								
Response Option	Weight	Frequency	Percentage	Percent Responses			Mean	
Presently enrolled in a graduate program	(1)	2	100%				1.00	
Plan to enroll in the near future	(2)	0	0%					
Plan to enroll in the next five years	(3)	0	0%					
Do not plan to ever enroll in a graduate program	(4)	0	0%					
Plan to pursue a military career	(5)	0	0%					
				0	25	50	75	100
Return Rateq		Mean	STD					
2/8 (25%)		1	0.00					

5 - Employment Status:								
Response Option	Weight	Frequency	Percentage	Percent Responses			Mean	
Full-Time in a related field	(1)	0	0%				3.00	
Full-time in unrelated field	(2)	0	0%					
Part-time in a related field	(3)	2	100%					
Part-time in unrelated field	(4)	0	0%					
				0	25	50	75	100
Return Rateq		Mean	STD					
2/8 (25%)		3	0.00					

William Carey University
MM- Graduate Follow-Up Survey 2015

6 - Unemployed Status:									
Response Option	Weight	Frequency	Percentage	Percent Responses			Mean		
Unemployed and not seeking employment	(1)	0	0%						
Unemployed and seeking employment	(2)	0	0%						
Retired	(3)	0	0%						
Not Applicable	(0)	1	100%						
				0	25	50	75	100	Question
Return Rateq	Mean	STD							
1/8 (12.5%)	0	0.00							

7 - Do you recommend William Carey University to individuals seeking programs similar to the one you completed?									
Response Option	Weight	Frequency	Percentage	Percent Responses			Mean		
Yes	(1)	2	100%				1.00		
No	(2)	0	0%						
				0	25	50	75	100	Question
Return Rateq	Mean	STD							
2/8 (25%)	1	0.00							

8 - Approximate GPA?									
Response Option	Weight	Frequency	Percentage	Percent Responses			Mean		
3.5-4.0	(4)	2	100%				4.00		
3.0-3.5	(3)	0	0%						
2.5-3.0	(2)	0	0%						
2.0-2.5	(1)	0	0%						
				0	25	50	75	100	Question
Return Rateq	Mean	STD							
2/8 (25%)	4	0.00							

9 - Were you a Community or Junior college transfer?									
Response Option	Weight	Frequency	Percentage	Percent Responses			Mean		
Yes	(1)	1	50%				1.50		
No	(2)	1	50%						
				0	25	50	75	100	Question
Return Rateq	Mean	STD							
2/8 (25%)	1.5	0.71							

10 - Instruction in courses -									
Response Option	Weight	Frequency	Percentage	Percent Responses			Mean		
Excellent	(4)	1	50%				3.50		
Good	(3)	1	50%						
Fair	(2)	0	0%						
Poor	(1)	0	0%						
				0	25	50	75	100	Question
Return Rateq	Mean	STD							
2/8 (25%)	3.5	0.71							

11 - Accessibility of instructors-									
Response Option	Weight	Frequency	Percentage	Percent Responses			Mean		
Excellent	(4)	2	100%				4.00		
Good	(3)	0	0%						
Fair	(2)	0	0%						
Poor	(1)	0	0%						
				0	25	50	75	100	Question
Return Rateq	Mean	STD							
2/8 (25%)	4	0.00							

William Carey University
MM- Graduate Follow-Up Survey 2015

12 - Quality of career counseling-									
Response Option	Weight	Frequency	Percentage	Percent Responses		Mean			
Excellent	(4)	0	0%			3.00			
Good	(3)	2	100%						
Fair	(2)	0	0%						
Poor	(1)	0	0%						
				0	25	50	75	100	Question
Return Rateq	Mean	STD							
2/8 (25%)	3	0.00							

13 - Overall academic degree program -									
Response Option	Weight	Frequency	Percentage	Percent Responses		Mean			
Excellent	(4)	1	50%			3.50			
Good	(3)	1	50%						
Fair	(2)	0	0%						
Poor	(1)	0	0%						
				0	25	50	75	100	Question
Return Rateq	Mean	STD							
2/8 (25%)	3.5	0.71							

William Carey University
MS Counseling Psychology-Tradition - Graduate Follow-Up Survey 2015

1 - I am presently an active member of a church								
Response Option	Weight	Frequency	Percentage	Percent Responses			Mean	
Yes	(1)	1	50%					
No	(2)	1	50%					
				0	25	50	75	100
Return Rateq								
2/17 (11.76%)								

2 - Type of Employer:								
Response Option	Weight	Frequency	Percentage	Percent Responses			Mean	
Private	(5)	1	50%					
Military	(4)	0	0%					
Educational	(3)	1	50%					
Federal/State	(2)	0	0%					
Church	(1)	0	0%					
				0	25	50	75	100
Return Rateq								
2/17 (11.76%)								

3 - Job preparation received at William Carey University:								
Response Option	Weight	Frequency	Percentage	Percent Responses			Mean	
Excellent	(4)	0	0%				2.50	
Good	(3)	1	50%					
Fair	(2)	1	50%					
Inadequate	(1)	0	0%					
				0	25	50	75	100
Return Rateq								
2/17 (11.76%)								
Mean								
2.5								
STD								
0.71								

4 - Are you:								
Response Option	Weight	Frequency	Percentage	Percent Responses			Mean	
Presently enrolled in a graduate program	(1)	0	0%				4.00	
Plan to enroll in the near future	(2)	0	0%					
Plan to enroll in the next five years	(3)	0	0%					
Do not plan to ever enroll in a graduate program	(4)	1	100%					
Plan to pursue a military career	(5)	0	0%					
				0	25	50	75	100
Return Rateq								
1/17 (5.88%)								
Mean								
4								
STD								
0.00								

5 - Employment Status:								
Response Option	Weight	Frequency	Percentage	Percent Responses			Mean	
Full-Time in a related field	(1)	1	50%				2.00	
Full-time in unrelated field	(2)	0	0%					
Part-time in a related field	(3)	1	50%					
Part-time in unrelated field	(4)	0	0%					
				0	25	50	75	100
Return Rateq								
2/17 (11.76%)								
Mean								
2								
STD								
1.41								

William Carey University
MS Counseling Psychology-Tradition - Graduate Follow-Up Survey 2015

6 - Unemployed Status:										
Response Option	Weight	Frequency	Percentage	Percent Responses			Mean			
Unemployed and not seeking employment	(1)	0	0%		0	25	50	75	100	Question
Unemployed and seeking employment	(2)	0	0%							
Retired	(3)	0	0%							
Not Applicable	(0)	2	100%							
Return Rateq	Mean	STD								
2/17 (11.76%)	0	0.00								

7 - Do you recommend William Carey University to individuals seeking programs similar to the one you completed?										
Response Option	Weight	Frequency	Percentage	Percent Responses			Mean			
Yes	(1)	1	50%		0	25	50	75	100	Question
No	(2)	1	50%							
Return Rateq	Mean	STD								
2/17 (11.76%)	1.5	0.71								

8 - Approximate GPA?										
Response Option	Weight	Frequency	Percentage	Percent Responses			Mean			
3.5-4.0	(4)	2	100%		0	25	50	75	100	Question
3.0-3.5	(3)	0	0%							
2.5-3.0	(2)	0	0%							
2.0-2.5	(1)	0	0%							
Return Rateq	Mean	STD								
2/17 (11.76%)	4	0.00								

9 - Were you a Community or Junior college transfer?										
Response Option	Weight	Frequency	Percentage	Percent Responses			Mean			
Yes	(1)	0	0%		0	25	50	75	100	Question
No	(2)	1	100%							
Return Rateq	Mean	STD								
1/17 (5.88%)	2	0.00								

10 - Instruction in courses -										
Response Option	Weight	Frequency	Percentage	Percent Responses			Mean			
Excellent	(4)	0	0%		0	25	50	75	100	Question
Good	(3)	2	100%							
Fair	(2)	0	0%							
Poor	(1)	0	0%							
Return Rateq	Mean	STD								
2/17 (11.76%)	3	0.00								

11 - Accessibility of instructors-										
Response Option	Weight	Frequency	Percentage	Percent Responses			Mean			
Excellent	(4)	0	0%		0	25	50	75	100	Question
Good	(3)	2	100%							
Fair	(2)	0	0%							
Poor	(1)	0	0%							
Return Rateq	Mean	STD								
2/17 (11.76%)	3	0.00								

William Carey University
MS Counseling Psychology-Tradition - Graduate Follow-Up Survey 2015

12 - Quality of career counseling-					
Response Option	Weight	Frequency	Percentage	Percent Responses	Mean
Excellent	(4)	0	0%		1.00
Good	(3)	0	0%		
Fair	(2)	0	0%		
Poor	(1)	2	100%		
				0 25 50 75 100	Question
Return Rateq	Mean	STD			
2/17 (11.76%)	1	0.00			

13 - Overall academic degree program -					
Response Option	Weight	Frequency	Percentage	Percent Responses	Mean
Excellent	(4)	0	0%		3.00
Good	(3)	2	100%		
Fair	(2)	0	0%		
Poor	(1)	0	0%		
				0 25 50 75 100	Question
Return Rateq	Mean	STD			
2/17 (11.76%)	3	0.00			

William Carey University
MS Psychology- Hattiesburg - Graduate Follow-Up Survey 2015

1 - I am presently an active member of a church									
Response Option	Weight	Frequency	Percentage	Percent Responses		Mean			
Yes	(1)	9	81.82%						
No	(2)	2	18.18%						
				0	25	50	75	100	
Return Rateq									
11/40 (27.5%)									

2 - Type of Employer:									
Response Option	Weight	Frequency	Percentage	Percent Responses		Mean			
Private	(5)	2	22.22%						
Military	(4)	1	11.11%						
Educational	(3)	1	11.11%						
Federal/State	(2)	5	55.56%						
Church	(1)	0	0%						
				0	25	50	75	100	
Return Rateq									
9/40 (22.5%)									

3 - Job preparation received at William Carey University:									
Response Option	Weight	Frequency	Percentage	Percent Responses		Mean			
Excellent	(4)	4	36.36%			3.09			
Good	(3)	4	36.36%						
Fair	(2)	3	27.27%						
Inadequate	(1)	0	0%						
				0	25	50	75	100	Question
Return Rateq		Mean	STD						
11/40 (27.5%)		3.09	0.83						

4 - Are you:									
Response Option	Weight	Frequency	Percentage	Percent Responses		Mean			
Presently enrolled in a graduate program	(1)	1	12.5%			2.88			
Plan to enroll in the near future	(2)	2	25%						
Plan to enroll in the next five years	(3)	3	37.5%						
Do not plan to ever enroll in a graduate program	(4)	1	12.5%						
Plan to pursue a military career	(5)	1	12.5%						
				0	25	50	75	100	Question
Return Rateq		Mean	STD						
8/40 (20%)		2.88	1.25						

5 - Employment Status:									
Response Option	Weight	Frequency	Percentage	Percent Responses		Mean			
Full-Time in a related field	(1)	7	70%			1.50			
Full-time in unrelated field	(2)	2	20%						
Part-time in a related field	(3)	0	0%						
Part-time in unrelated field	(4)	1	10%						
				0	25	50	75	100	Question
Return Rateq		Mean	STD						
10/40 (25%)		1.5	0.97						

William Carey University
MS Psychology- Hattiesburg - Graduate Follow-Up Survey 2015

6 - Unemployed Status:									
Response Option	Weight	Frequency	Percentage	Percent Responses		Mean			
Unemployed and not seeking employment	(1)	0	0%			2.00			
Unemployed and seeking employment	(2)	2	18.18%						
Retired	(3)	0	0%						
Not Applicable	(0)	9	81.82%						
				0	25	50	75	100	Question
Return Rateq	Mean	STD							
11/40 (27.5%)	2	0.00							

7 - Do you recommend William Carey University to individuals seeking programs similar to the one you completed?									
Response Option	Weight	Frequency	Percentage	Percent Responses		Mean			
Yes	(1)	9	90%			1.10			
No	(2)	1	10%						
				0	25	50	75	100	Question
Return Rateq	Mean	STD							
10/40 (25%)	1.1	0.32							





8 - Approximate GPA?									
Response Option	Weight	Frequency	Percentage	Percent Responses		Mean			
3.5-4.0	(4)	11	100%			4.00			
3.0-3.5	(3)	0	0%						
2.5-3.0	(2)	0	0%						
2.0-2.5	(1)	0	0%						
				0	25	50	75	100	Question
Return Rateq	Mean	STD							
11/40 (27.5%)	4	0.00							



9 - Were you a Community or Junior college transfer?									
Response Option	Weight	Frequency	Percentage	Percent Responses		Mean			
Yes	(1)	5	45.45%			1.55			
No	(2)	6	54.55%						
				0	25	50	75	100	Question
Return Rateq	Mean	STD							
11/40 (27.5%)	1.55	0.52							

10 - Instruction in courses -									
Response Option	Weight	Frequency	Percentage	Percent Responses		Mean			
Excellent	(4)	7	63.64%			3.64			
Good	(3)	4	36.36%						
Fair	(2)	0	0%						
Poor	(1)	0	0%						
				0	25	50	75	100	Question
Return Rateq	Mean	STD							
11/40 (27.5%)	3.64	0.50							

11 - Accessibility of instructors-									
Response Option	Weight	Frequency	Percentage	Percent Responses		Mean			
Excellent	(4)	4	36.36%			3.18			
Good	(3)	5	45.45%						
Fair	(2)	2	18.18%						
Poor	(1)	0	0%						
				0	25	50	75	100	Question
Return Rateq	Mean	STD							
11/40 (27.5%)	3.18	0.75							

William Carey University
MS Psychology- Hattiesburg - Graduate Follow-Up Survey 2015

12 - Quality of career counseling-									
Response Option	Weight	Frequency	Percentage	Percent Responses		Mean			
Excellent	(4)	2	18.18%			2.73			
Good	(3)	5	45.45%						
Fair	(2)	3	27.27%						
Poor	(1)	1	9.09%						
				0	25	50	75	100	Question
Return Rateq	Mean	STD							
11/40 (27.5%)	2.73	0.90							

13 - Overall academic degree program -									
Response Option	Weight	Frequency	Percentage	Percent Responses		Mean			
Excellent	(4)	3	30%			3.30			
Good	(3)	7	70%						
Fair	(2)	0	0%						
Poor	(1)	0	0%						
				0	25	50	75	100	Question
Return Rateq	Mean	STD							
10/40 (25%)	3.3	0.48							

William Carey University
MSN- Hattiesburg - Graduate Follow-Up Survey 2015

1 - I am presently an active member of a church								
Response Option	Weight	Frequency	Percentage	Percent Responses			Mean	
Yes	(1)	11	73.33%					
No	(2)	4	26.67%					
				0	25	50	75	100
Return Rateq								
15/40 (37.5%)								

2 - Type of Employer:								
Response Option	Weight	Frequency	Percentage	Percent Responses			Mean	
Private	(5)	2	14.29%					
Military	(4)	0	0%					
Educational	(3)	3	21.43%					
Federal/State	(2)	9	64.29%					
Church	(1)	0	0%					
				0	25	50	75	100
Return Rateq								
14/40 (35%)								

3 - Job preparation received at William Carey University:								
Response Option	Weight	Frequency	Percentage	Percent Responses			Mean	
Excellent	(4)	7	46.67%				3.27	
Good	(3)	5	33.33%					
Fair	(2)	3	20%					
Inadequate	(1)	0	0%					
				0	25	50	75	100
Return Rateq		Mean	STD					
15/40 (37.5%)		3.27	0.80					

4 - Are you:								
Response Option	Weight	Frequency	Percentage	Percent Responses			Mean	
Presently enrolled in a graduate program	(1)	5	55.56%				1.89	
Plan to enroll in the near future	(2)	2	22.22%					
Plan to enroll in the next five years	(3)	0	0%					
Do not plan to ever enroll in a graduate program	(4)	2	22.22%					
Plan to pursue a military career	(5)	0	0%					
				0	25	50	75	100
Return Rateq		Mean	STD					
9/40 (22.5%)		1.89	1.27					

5 - Employment Status:								
Response Option	Weight	Frequency	Percentage	Percent Responses			Mean	
Full-Time in a related field	(1)	14	93.33%				1.13	
Full-time in unrelated field	(2)	0	0%					
Part-time in a related field	(3)	1	6.67%					
Part-time in unrelated field	(4)	0	0%					
				0	25	50	75	100
Return Rateq		Mean	STD					
15/40 (37.5%)		1.13	0.52					

William Carey University
MSN- Hattiesburg - Graduate Follow-Up Survey 2015

6 - Unemployed Status:									
Response Option	Weight	Frequency	Percentage	Percent Responses			Mean		
Unemployed and not seeking employment	(1)	0	0%						
Unemployed and seeking employment	(2)	0	0%						
Retired	(3)	0	0%						
Not Applicable	(0)	11	100%						
				0	25	50	75	100	Question
Return Rateq	Mean	STD							
11/40 (27.5%)	0	0.00							

7 - Do you recommend William Carey University to individuals seeking programs similar to the one you completed?									
Response Option	Weight	Frequency	Percentage	Percent Responses			Mean		
Yes	(1)	13	92.86%				1.07		
No	(2)	1	7.14%						
				0	25	50	75	100	Question
Return Rateq	Mean	STD							
14/40 (35%)	1.07	0.27							





8 - Approximate GPA?									
Response Option	Weight	Frequency	Percentage	Percent Responses			Mean		
3.5-4.0	(4)	15	100%				4.00		
3.0-3.5	(3)	0	0%						
2.5-3.0	(2)	0	0%						
2.0-2.5	(1)	0	0%						
				0	25	50	75	100	Question
Return Rateq	Mean	STD							
15/40 (37.5%)	4	0.00							





9 - Were you a Community or Junior college transfer?									
Response Option	Weight	Frequency	Percentage	Percent Responses			Mean		
Yes	(1)	6	40%				1.60		
No	(2)	9	60%						
				0	25	50	75	100	Question
Return Rateq	Mean	STD							
15/40 (37.5%)	1.6	0.51							

10 - Instruction in courses -									
Response Option	Weight	Frequency	Percentage	Percent Responses			Mean		
Excellent	(4)	7	46.67%				3.27		
Good	(3)	5	33.33%						
Fair	(2)	3	20%						
Poor	(1)	0	0%						
				0	25	50	75	100	Question
Return Rateq	Mean	STD							
15/40 (37.5%)	3.27	0.80							

11 - Accessibility of instructors-									
Response Option	Weight	Frequency	Percentage	Percent Responses			Mean		
Excellent	(4)	8	53.33%				3.33		
Good	(3)	4	26.67%						
Fair	(2)	3	20%						
Poor	(1)	0	0%						
				0	25	50	75	100	Question
Return Rateq	Mean	STD							
15/40 (37.5%)	3.33	0.82							

William Carey University
MSN- Hattiesburg - Graduate Follow-Up Survey 2015

12 - Quality of career counseling-									
Response Option	Weight	Frequency	Percentage	Percent Responses		Mean			
Excellent	(4)	3	21.43%			2.79			
Good	(3)	6	42.86%						
Fair	(2)	4	28.57%						
Poor	(1)	1	7.14%						
				0	25	50	75	100	Question
Return Rateq	Mean	STD							
14/40 (35%)	2.79	0.89							

13 - Overall academic degree program -									
Response Option	Weight	Frequency	Percentage	Percent Responses		Mean			
Excellent	(4)	9	60%			3.47			
Good	(3)	5	33.33%						
Fair	(2)	0	0%						
Poor	(1)	1	6.67%						
				0	25	50	75	100	Question
Return Rateq	Mean	STD							
15/40 (37.5%)	3.47	0.83							

William Carey University
MSN-Tradition - Graduate Follow-Up Survey 2015

1 - I am presently an active member of a church								
Response Option	Weight	Frequency	Percentage	Percent Responses			Mean	
Yes	(1)	1	50%					
No	(2)	1	50%					
				0	25	50	75	100
Return Rateq								
2/13 (15.38%)								

2 - Type of Employer:								
Response Option	Weight	Frequency	Percentage	Percent Responses			Mean	
Private	(5)	0	0%					
Military	(4)	0	0%					
Educational	(3)	1	50%					
Federal/State	(2)	1	50%					
Church	(1)	0	0%					
				0	25	50	75	100
Return Rateq								
2/13 (15.38%)								

3 - Job preparation received at William Carey University:								
Response Option	Weight	Frequency	Percentage	Percent Responses			Mean	
Excellent	(4)	1	50%				3.50	
Good	(3)	1	50%					
Fair	(2)	0	0%					
Inadequate	(1)	0	0%					
				0	25	50	75	100
Return Rateq		Mean	STD					
2/13 (15.38%)		3.5	0.71					

4 - Are you:								
Response Option	Weight	Frequency	Percentage	Percent Responses			Mean	
Presently enrolled in a graduate program	(1)	0	0%				4.00	
Plan to enroll in the near future	(2)	0	0%					
Plan to enroll in the next five years	(3)	0	0%					
Do not plan to ever enroll in a graduate program	(4)	2	100%					
Plan to pursue a military career	(5)	0	0%					
				0	25	50	75	100
Return Rateq		Mean	STD					
2/13 (15.38%)		4	0.00					

5 - Employment Status:								
Response Option	Weight	Frequency	Percentage	Percent Responses			Mean	
Full-Time in a related field	(1)	2	100%				1.00	
Full-time in unrelated field	(2)	0	0%					
Part-time in a related field	(3)	0	0%					
Part-time in unrelated field	(4)	0	0%					
				0	25	50	75	100
Return Rateq		Mean	STD					
2/13 (15.38%)		1	0.00					

William Carey University
MSN-Tradition - Graduate Follow-Up Survey 2015

6 - Unemployed Status:									
Response Option	Weight	Frequency	Percentage	Percent Responses			Mean		
Unemployed and not seeking employment	(1)	0	0%						
Unemployed and seeking employment	(2)	0	0%						
Retired	(3)	0	0%						
Not Applicable	(0)	2	100%						
				0	25	50	75	100	Question
Return Rateq	Mean	STD							
2/13 (15.38%)	0	0.00							

7 - Do you recommend William Carey University to individuals seeking programs similar to the one you completed?									
Response Option	Weight	Frequency	Percentage	Percent Responses			Mean		
Yes	(1)	1	50%				1.50		
No	(2)	1	50%						
				0	25	50	75	100	Question
Return Rateq	Mean	STD							
2/13 (15.38%)	1.5	0.71							

8 - Approximate GPA?									
Response Option	Weight	Frequency	Percentage	Percent Responses			Mean		
3.5-4.0	(4)	2	100%				4.00		
3.0-3.5	(3)	0	0%						
2.5-3.0	(2)	0	0%						
2.0-2.5	(1)	0	0%						
				0	25	50	75	100	Question
Return Rateq	Mean	STD							
2/13 (15.38%)	4	0.00							

9 - Were you a Community or Junior college transfer?									
Response Option	Weight	Frequency	Percentage	Percent Responses			Mean		
Yes	(1)	1	50%				1.50		
No	(2)	1	50%						
				0	25	50	75	100	Question
Return Rateq	Mean	STD							
2/13 (15.38%)	1.5	0.71							

10 - Instruction in courses -									
Response Option	Weight	Frequency	Percentage	Percent Responses			Mean		
Excellent	(4)	0	0%				3.00		
Good	(3)	2	100%						
Fair	(2)	0	0%						
Poor	(1)	0	0%						
				0	25	50	75	100	Question
Return Rateq	Mean	STD							
2/13 (15.38%)	3	0.00							

11 - Accessibility of instructors-									
Response Option	Weight	Frequency	Percentage	Percent Responses			Mean		
Excellent	(4)	0	0%				2.50		
Good	(3)	1	50%						
Fair	(2)	1	50%						
Poor	(1)	0	0%						
				0	25	50	75	100	Question
Return Rateq	Mean	STD							
2/13 (15.38%)	2.5	0.71							

William Carey University
MSN-Tradition - Graduate Follow-Up Survey 2015

12 - Quality of career counseling-									
Response Option	Weight	Frequency	Percentage	Percent Responses		Mean			
Excellent	(4)	0	0%			2.50			
Good	(3)	1	50%						
Fair	(2)	1	50%						
Poor	(1)	0	0%						
				0	25	50	75	100	Question
Return Rateq	Mean	STD							
2/13 (15.38%)	2.5	0.71							

13 - Overall academic degree program -									
Response Option	Weight	Frequency	Percentage	Percent Responses		Mean			
Excellent	(4)	0	0%			3.00			
Good	(3)	2	100%						
Fair	(2)	0	0%						
Poor	(1)	0	0%						
				0	25	50	75	100	Question
Return Rateq	Mean	STD							
2/13 (15.38%)	3	0.00							

William Carey University
PhD Higher Ed Administration- Graduate Follow-Up Survey 2015

1 - I am presently an active member of a church									
Response Option	Weight	Frequency	Percentage	Percent Responses			Mean		
Yes	(1)	1	100%						
No	(2)	0	0%						
				0	25	50	75	100	
Return Rateq									
1/5 (20%)									

2 - Type of Employer:									
Response Option	Weight	Frequency	Percentage	Percent Responses			Mean		
Private	(5)	0	0%						
Military	(4)	0	0%						
Educational	(3)	1	100%						
Federal/State	(2)	0	0%						
Church	(1)	0	0%						
				0	25	50	75	100	
Return Rateq									
1/5 (20%)									

3 - Job preparation received at William Carey University:									
Response Option	Weight	Frequency	Percentage	Percent Responses			Mean		
Excellent	(4)	1	100%				4.00		
Good	(3)	0	0%						
Fair	(2)	0	0%						
Inadequate	(1)	0	0%						
				0	25	50	75	100	Question
Return Rateq		Mean	STD						
1/5 (20%)		4	0.00						

4 - Are you:									
Response Option	Weight	Frequency	Percentage	Percent Responses			Mean		
Presently enrolled in a graduate program	(1)	0	0%						
Plan to enroll in the near future	(2)	0	0%						
Plan to enroll in the next five years	(3)	0	0%						
Do not plan to ever enroll in a graduate program	(4)	0	0%						
Plan to pursue a military career	(5)	0	0%						
				0	25	50	75	100	Question
Return Rateq		Mean	STD						
0/5 (0%)		0	0.00						

5 - Employment Status:									
Response Option	Weight	Frequency	Percentage	Percent Responses			Mean		
Full-Time in a related field	(1)	1	100%				1.00		
Full-time in unrelated field	(2)	0	0%						
Part-time in a related field	(3)	0	0%						
Part-time in unrelated field	(4)	0	0%						
				0	25	50	75	100	Question
Return Rateq		Mean	STD						
1/5 (20%)		1	0.00						

William Carey University
PhD Higher Ed Administration- Graduate Follow-Up Survey 2015

6 - Unemployed Status:									
Response Option	Weight	Frequency	Percentage	Percent Responses			Mean		
Unemployed and not seeking employment	(1)	0	0%			Question			
Unemployed and seeking employment	(2)	0	0%						
Retired	(3)	0	0%						
Not Applicable	(0)	0	0%						
				0	25	50	75	100	
Return Rateq	Mean	STD							
0/5 (0%)	0	0.00							

7 - Do you recommend William Carey University to individuals seeking programs similar to the one you completed?									
Response Option	Weight	Frequency	Percentage	Percent Responses			Mean		
Yes	(1)	1	100%		1.00	Question			
No	(2)	0	0%						
				0	25	50	75	100	
Return Rateq	Mean	STD							
1/5 (20%)	1	0.00							

8 - Approximate GPA?									
Response Option	Weight	Frequency	Percentage	Percent Responses			Mean		
3.5-4.0	(4)	1	100%		4.00	Question			
3.0-3.5	(3)	0	0%						
2.5-3.0	(2)	0	0%						
2.0-2.5	(1)	0	0%						
				0	25	50	75	100	
Return Rateq	Mean	STD							
1/5 (20%)	4	0.00							

9 - Were you a Community or Junior college transfer?									
Response Option	Weight	Frequency	Percentage	Percent Responses			Mean		
Yes	(1)	0	0%		2.00	Question			
No	(2)	1	100%						
				0	25	50	75	100	
Return Rateq	Mean	STD							
1/5 (20%)	2	0.00							

10 - Instruction in courses -									
Response Option	Weight	Frequency	Percentage	Percent Responses			Mean		
Excellent	(4)	1	100%		4.00	Question			
Good	(3)	0	0%						
Fair	(2)	0	0%						
Poor	(1)	0	0%						
				0	25	50	75	100	
Return Rateq	Mean	STD							
1/5 (20%)	4	0.00							

11 - Accessibility of instructors-									
Response Option	Weight	Frequency	Percentage	Percent Responses			Mean		
Excellent	(4)	1	100%		4.00	Question			
Good	(3)	0	0%						
Fair	(2)	0	0%						
Poor	(1)	0	0%						
				0	25	50	75	100	
Return Rateq	Mean	STD							
1/5 (20%)	4	0.00							

William Carey University
PhD Higher Ed Administration- Graduate Follow-Up Survey 2015

12 - Quality of career counseling-									
Response Option	Weight	Frequency	Percentage	Percent Responses			Mean		
Excellent	(4)	1	100%				4.00		
Good	(3)	0	0%						
Fair	(2)	0	0%						
Poor	(1)	0	0%						
				0	25	50	75	100	Question
Return Rateq	Mean	STD							
1/5 (20%)	4	0.00							

13 - Overall academic degree program -									
Response Option	Weight	Frequency	Percentage	Percent Responses			Mean		
Excellent	(4)	1	100%				4.00		
Good	(3)	0	0%						
Fair	(2)	0	0%						
Poor	(1)	0	0%						
				0	25	50	75	100	Question
Return Rateq	Mean	STD							
1/5 (20%)	4	0.00							

**William Carey University
PhD Nursing- Graduate Follow-Up Survey 2015**

1 - I am presently an active member of a church								
Response Option	Weight	Frequency	Percentage	Percent Responses			Mean	
Yes	(1)	2	66.67%					
No	(2)	1	33.33%					
				0	25	50	75	100
Return Rateq								
3/21 (14.29%)								

2 - Type of Employer:								
Response Option	Weight	Frequency	Percentage	Percent Responses			Mean	
Private	(5)	0	0%					
Military	(4)	0	0%					
Educational	(3)	3	100%					
Federal/State	(2)	0	0%					
Church	(1)	0	0%					
				0	25	50	75	100
Return Rateq								
3/21 (14.29%)								

3 - Job preparation received at William Carey University:								
Response Option	Weight	Frequency	Percentage	Percent Responses			Mean	
Excellent	(4)	3	100%				4.00	
Good	(3)	0	0%					
Fair	(2)	0	0%					
Inadequate	(1)	0	0%					
				0	25	50	75	100
Return Rateq		Mean	STD					
3/21 (14.29%)		4	0.00					

4 - Are you:								
Response Option	Weight	Frequency	Percentage	Percent Responses			Mean	
Presently enrolled in a graduate program	(1)	0	0%				4.00	
Plan to enroll in the near future	(2)	0	0%					
Plan to enroll in the next five years	(3)	0	0%					
Do not plan to ever enroll in a graduate program	(4)	3	100%					
Plan to pursue a military career	(5)	0	0%					
				0	25	50	75	100
Return Rateq		Mean	STD					
3/21 (14.29%)		4	0.00					

5 - Employment Status:								
Response Option	Weight	Frequency	Percentage	Percent Responses			Mean	
Full-Time in a related field	(1)	3	100%				1.00	
Full-time in unrelated field	(2)	0	0%					
Part-time in a related field	(3)	0	0%					
Part-time in unrelated field	(4)	0	0%					
				0	25	50	75	100
Return Rateq		Mean	STD					
3/21 (14.29%)		1	0.00					

William Carey University
PhD Nursing- Graduate Follow-Up Survey 2015

6 - Unemployed Status:									
Response Option	Weight	Frequency	Percentage	Percent Responses			Mean		
Unemployed and not seeking employment	(1)	0	0%						
Unemployed and seeking employment	(2)	0	0%						
Retired	(3)	0	0%						
Not Applicable	(0)	2	100%						
				0	25	50	75	100	Question
Return Rateq	Mean	STD							
2/21 (9.52%)	0	0.00							

7 - Do you recommend William Carey University to individuals seeking programs similar to the one you completed?									
Response Option	Weight	Frequency	Percentage	Percent Responses			Mean		
Yes	(1)	3	100%				1.00		
No	(2)	0	0%						
				0	25	50	75	100	Question
Return Rateq	Mean	STD							
3/21 (14.29%)	1	0.00							



8 - Approximate GPA?									
Response Option	Weight	Frequency	Percentage	Percent Responses			Mean		
3.5-4.0	(4)	3	100%				4.00		
3.0-3.5	(3)	0	0%						
2.5-3.0	(2)	0	0%						
2.0-2.5	(1)	0	0%						
				0	25	50	75	100	Question
Return Rateq	Mean	STD							
3/21 (14.29%)	4	0.00							



9 - Were you a Community or Junior college transfer?									
Response Option	Weight	Frequency	Percentage	Percent Responses			Mean		
Yes	(1)	2	66.67%				1.33		
No	(2)	1	33.33%						
				0	25	50	75	100	Question
Return Rateq	Mean	STD							
3/21 (14.29%)	1.33	0.58							

10 - Instruction in courses -									
Response Option	Weight	Frequency	Percentage	Percent Responses			Mean		
Excellent	(4)	2	66.67%				3.67		
Good	(3)	1	33.33%						
Fair	(2)	0	0%						
Poor	(1)	0	0%						
				0	25	50	75	100	Question
Return Rateq	Mean	STD							
3/21 (14.29%)	3.67	0.58							

11 - Accessibility of instructors-									
Response Option	Weight	Frequency	Percentage	Percent Responses			Mean		
Excellent	(4)	1	33.33%				3.33		
Good	(3)	2	66.67%						
Fair	(2)	0	0%						
Poor	(1)	0	0%						
				0	25	50	75	100	Question
Return Rateq	Mean	STD							
3/21 (14.29%)	3.33	0.58							

**William Carey University
PhD Nursing- Graduate Follow-Up Survey 2015**

12 - Quality of career counseling-									
Response Option	Weight	Frequency	Percentage	Percent Responses			Mean		
Excellent	(4)	1	33.33%				3.33		
Good	(3)	2	66.67%						
Fair	(2)	0	0%						
Poor	(1)	0	0%						
				0	25	50	75	100	Question
Return Rateq	Mean	STD							
3/21 (14.29%)	3.33	0.58							

13 - Overall academic degree program -									
Response Option	Weight	Frequency	Percentage	Percent Responses			Mean		
Excellent	(4)	2	66.67%				3.67		
Good	(3)	1	33.33%						
Fair	(2)	0	0%						
Poor	(1)	0	0%						
				0	25	50	75	100	Question
Return Rateq	Mean	STD							
3/21 (14.29%)	3.67	0.58							