



WILLIAM CAREY

U N I V E R S I T Y

FACT BOOK 2019

WILLIAM CAREY UNIVERSITY

FACT BOOK 2019

TABLE OF CONTENTS

Title Pages	1
Table of Contents.....	2-4
Introduction and Acknowledgements	5
<i>Accreditation</i>	6-8
<i>Mission Statement/Vision/The Carey Creed (WCU)/Theme Verse</i>	9
<i>Mission Statement (WCUCOM)/School of Pharmacy</i>	10
<i>Locations</i>	11
<i>Student Home State or Country</i>	12
<i>Students by Mississippi Counties</i>	13
 Student Enrollment	
<i>Total Enrollment by Campus</i>	14
<i>Total Enrollment by School</i>	15
<i>Credit Hour Production</i>	16
Undergraduate Enrollment	
<i>Enrollment by Campus/School</i>	17
<i>Credit Hour Production</i>	18
<i>Enrollment by Campus/Major- Mean Student Age</i>	19
<i>Enrollment Baton Rouge Campus – School-Gender-Ethnicity</i>	20
<i>Enrollment Hattiesburg Campus – School-Gender-Ethnicity</i>	21
<i>Enrollment Tradition & Keesler Campus – School-Gender-Ethnicity</i>	22
Graduate Enrollment	
<i>Enrollment by Program</i>	23
<i>Credit Hour Production</i>	24
<i>Masters Enrollment by Campus/Major- Mean Student Age</i>	25-26
<i>Specialist Enrollment by Campus/Major- Mean Student Age</i>	27
<i>Masters Enrollment by Campus – Gender-Ethnicity</i>	28
<i>Specialist Enrollment by Campus – Gender-Ethnicity</i>	29
Doctoral Enrollment	
<i>Enrollment by Program</i>	30
<i>Credit Hour Production</i>	31
<i>Enrollment by Campus/Major- Mean Student Age</i>	32
<i>Enrollment by Campus/Program – Gender-Ethnicity</i>	33

College of Osteopathic Medicine	
<i>Enrollment</i>	34
<i>Credit Hour Production</i>	35
<i>Enrollment Fall Mean Student Age</i>	36
<i>Enrollment - Gender-Ethnicity</i>	37
Employees with Faculty Rank Fall 2019.....	38-40
Smith Rouse Library Information.....	41-42
Financial Aid and Scholarships	
<i>Financial Aid Awarded – 2010/11-2018/19</i>	43
<i>Scholarship List - Fall 2019</i>	44
<i>CRV and CRVD Students by Program - Fall 2009 - 2019</i>	45
<i>CRV and CRVD Students Scholarship Report - Fall 2009- 2019</i>	46
<i>Athletic Scholarships – Fall 2019</i>	47
<i>Athletic Scholarships – Winter 2019-2020</i>	48
Undergraduate Enrollment - 2009 - 2019	
School of Arts and Letters Enrollment Reports	
<i>Total Enrollment</i>	49
<i>Department of Art</i>	50
<i>Department of History and Social Science</i>	51
<i>Department of Language and Literature</i>	52
<i>Department of Theatre and Communication</i>	53
School of Business	
<i>School of Business</i>	54
School of Education Enrollment Reports	
<i>School of Education</i>	55
<i>Department of Education</i>	56
<i>Department of Health, Physical Education, Recreation, and Coaching</i>	57
Donald & Francis Winters School of Music & Ministry Studies	
<i>School of Music & Ministry Studies</i>	58
<i>School of Music</i>	59
<i>Department of Biblical Studies</i>	60
<i>Department of Christian Ministries</i>	61
School of Natural and Behavioral Sciences	
<i>School of Natural and Behavioral Sciences</i>	62
<i>Department of Biological Sciences</i>	63
<i>Department of Chemistry and the Physical Sciences</i>	64
<i>Department of Criminal Justice</i>	65
<i>Department of Mathematics</i>	66
<i>Department of Psychology</i>	67

College of Health Sciences	
<i>College of Health Sciences</i>	68
<i>Joseph & Nancy Fail School of Nursing</i>	69
<i>Department of Health Administration and Education</i>	70
<i>Department of Health Information Management</i>	71
Graduate Enrollment - 2009 - 2019	
<i>Enrollment by Campus/Program</i>	72
<i>Master of Arts in English</i>	73
<i>Master of Arts in History</i>	74
<i>Master of Business Administration</i>	75
<i>Master of Biomedical Science</i>	76
<i>Master of Education-Hattiesburg</i>	77-78
<i>Master of Education-Tradition</i>	79-80
<i>Master of Music</i>	81
<i>Master of Science in Biological Sciences</i>	82
<i>Master of Science in Criminal Justice</i>	83
<i>Masters-College of Health Sciences</i>	84
<i>Master of Science in Counseling Psychology-Hattiesburg</i>	85
<i>Master of Science in Counseling Education-Tradition</i>	86
<i>Specialist in Education</i>	87
Doctoral Enrollment - 2012 - 2019	
<i>Doctoral Enrollment by Degree</i>	88
<i>Doctoral Programs in the School of Education</i>	89
<i>Doctoral Programs in the College of Health Sciences</i>	90
College of Osteopathic Medicine 2010 - 2019	
<i>Doctor of Osteopathic Medicine</i>	91

WILLIAM CAREY UNIVERSITY

INTRODUCTION & ACKNOWLEDGEMENTS

The entire program of William Carey University is built around the individual student. The University seeks to enhance intellectual and spiritual values and to create a sense of social obligation. The primary aims of faculty and staff are to provide for each student effective instruction, proper example, judicious counsel, and loving concern. In striving to reach these objectives, William Carey University seeks to have each individual within the University community--students, faculty, and administrators--attain his/her highest potential.

The Office of Institutional Research developed this document consistent with the University Mission Statement. This Fact Book has been organized with the student as the primary focus of attention. This book also includes information relating to financial indicators and faculty.

Information used in the development of this document was derived from numerous sources. Data sources include the following: Office of Academic Affairs, Office of Admissions, Financial Aid Office, and the Library/Learning Resource Center.

WILLIAM CAREY UNIVERSITY

ACCREDITATION

REGIONAL ACCREDITATION

William Carey University is accredited by the Southern Association of Colleges and Schools Commission on Colleges to award bachelor, master, education specialist, and doctoral degrees. Contact the Commission on Colleges at 1866 Southern Lane, Decatur, Georgia 30033-4097 or call 404-679-4500 for questions about the accreditation of William Carey University.

All normal inquiries regarding the operation of the university, including admissions, financial aid, educational programs, and other operational matters should be addressed directly to the university and not to the Commission. The Commission should be contacted only if there is evidence of significant non-compliance with the requirements or standards for accreditation.

BUSINESS

The School of Business offers programs accredited by the International Accreditation Council for Business Education.

EDUCATION

The School of Education at William Carey University is accredited by the National Council for Accreditation of Teacher Education (NCATE), www.ncate.org. This accreditation covers initial teacher preparation programs and advanced educator preparation programs at Hattiesburg and Biloxi. However, the accreditation does not include individual education courses that the institution offers to P-12 educators for professional development, re-licensure, or other purposes.

MEDICINE

The William Carey University College of Osteopathic Medicine (WCUCOM) received full accreditation on May 3, 2014 by the Commission on Osteopathic College Accreditation (COCA) of the American Osteopathic Association (AOA). Contact the Commission on Osteopathic Colleges at 142 East Ontario Street, Chicago, IL 60611 for more information about the accreditation of William Carey University College of Osteopathic Medicine.

MUSIC

The Donald and Frances Winters School of Music and Ministry Studies is an accredited institutional member of the National Association of Schools of Music (NASM). The music therapy program is accredited by the American Music Therapy Association.

NURSING

The baccalaureate degree in nursing and the master's degree in nursing at William Carey University are accredited by the Commission on Collegiate Nursing Education, One Dupont Circle, NW, Suite 530, Washington, DC 20036, 202-887-6791; by the Board of Trustees, and the Institutes of Higher Learning of the State of Mississippi.

PHYSICAL THERAPY

Effective August 2016, William Carey University Doctor of Physical Therapy Program has been granted Candidate for Accreditation status by the Commission on Accreditation in Physical Therapy Education (1111 North Fairfax Street, Alexandria, VA, 22314; phone: 703-706-3245; email: accreditation@apta.org). Candidate for Accreditation is a pre-accreditation status of affiliation with the Commission on Accreditation in Physical Therapy Education that indicates the program is progressing toward accreditation and may matriculate students in technical/professional courses. Candidate for Accreditation is not an accreditation status nor does it assure eventual accreditation.

HEALTH INFORMATION MANAGEMENT

The Health Information Management (HIM) Baccalaureate Degree Program received Initial Accreditation from the Commission on Accreditation for Health Informatics and Information Management Education (CAHIIM) on March 21, 2018.

PHARMACY

William Carey University School of Pharmacy's Doctor of Pharmacy program has been granted Candidate status by the Accreditation Council for Pharmacy Education (ACPE), 190 South LaSalle Street, Suite 2850, Chicago, IL 60603, 312/644-3575; FAX 866/228-2631, web site www.acpe-accredit.org.

WILLIAM CAREY UNIVERSITY

MISSION STATEMENT

As a Christian university which embraces its Baptist heritage and namesake, William Carey University provides quality educational programs, within a caring Christian academic community, which challenge the individual student to excel in scholarship, leadership, and service in a diverse global society.

VISION

William Carey University is a community of learners which seek to blend faith and learning with living. Within this unique nurturing and challenging environment, students prepare to fulfill their diverse callings in the larger global community.

THE CAREY CREED

“Expect great things from God; attempt great things for God.”

THEME VERSE

The 2019-20 theme is Desiderium Sciendi – “Longing to Know”, which is based on Philippians 3:10.

From the very dawn of human history, mankind has had a God-given quest to know. WCU believes that all truth is given by God, and all truth points to God. St. Paul states in Phil. 3:10, “My goal is to know Him...” This is our desire for all of our students.

WILLIAM CAREY UNIVERSITY

COLLEGE OF OSTEOPATHIC MEDICINE

MISSION STATEMENT

The mission of the William Carey University College of Osteopathic Medicine (WCUCOM) is to prepare men and women to become osteopathic physicians through an emphasis on primary care, lifelong learning, research and scholarly activities, and service, including osteopathic clinical service and graduate medical education. Using a community-based training model, the COM will educate and train graduates who are committed to serving the healthcare needs of all individuals, with special attention directed to the medically underserved and diverse populations of the state, region, and nation.

SCHOOL OF PHARMACY

MISSION STATEMENT

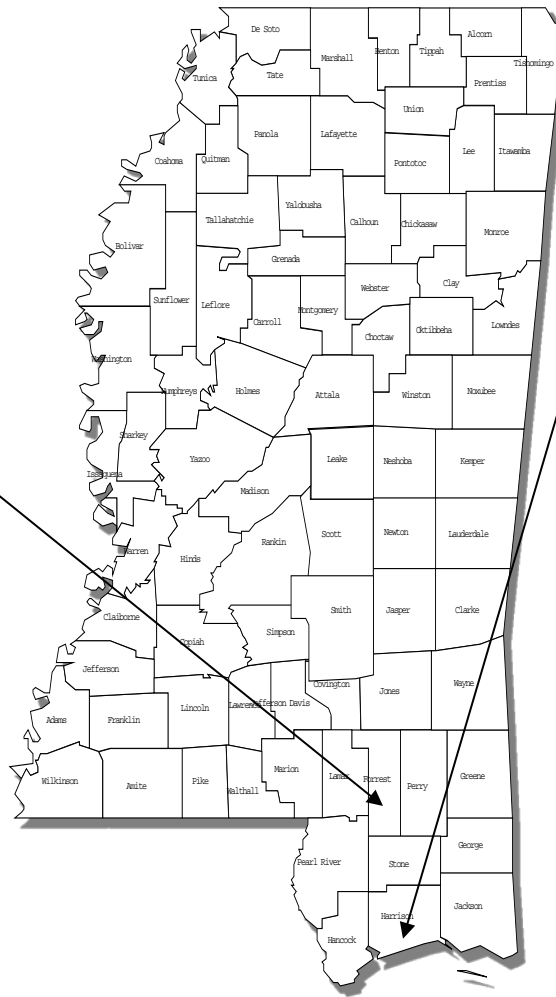
As an integral part of William Carey University, the School of Pharmacy (SOP) shares the overall vision and mission of the University. The SOP seeks to improve the health care of our region, especially the underserved areas of the Gulf Coast and South Mississippi, by educating students to become competent entry-level practitioners. The students will be educated to provide contemporary pharmacy care to all patients in collaboration with other healthcare providers with a foundation based in a Christian ministry of healing. The SOP will provide an accelerated learner-centered environment that promotes critical thinking, problem solving, development of communication skills, scholarship, professionalism and a Christian spirit of caring and responsibility. The SOP will utilize innovative and creative teaching methods, state-of-the-art technology, and support an environment of scholarship with an expert, dynamic and diverse faculty.

WILLIAM CAREY UNIVERSITY

LOCATIONS

First founded in 1892 as Pearl River Boarding School, in Poplarville, MS the institution that is now William Carey University was moved to Hattiesburg and opened in 1906 as South Mississippi College.

HATTIESBURG is the home of the main campus. Hattiesburg is known as the “Hub City” because it is located at the intersections of Interstate 59 and U.S. Highways 49, 98 and 11. The city is centrally located less than 100 miles from the state capital of Jackson, as well as the Gulf Coast, New Orleans, and Mobile. With a population of 50,000, Hattiesburg is the educational, retail, and medical center for the southeast Mississippi region.



TRADITION campus is located on Highway 67 in Biloxi. This campus opened for classes in the fall of 2009.

Our School of Pharmacy is the first professional school on the Mississippi Gulf Coast and graduates will earn a Doctor of Pharmacy degree.

Undergraduate and graduate degree options provide students access to programs in nursing, education, criminal justice, health related professions, psychology, counselor education, and business administration.

WILLIAM CAREY UNIVERSITY

FALL 2019

Student Count by State

AK	2	KY	2	NV	1
AL	136	LA	315	NY	24
AR	10	MA	5	OH	5
AZ	1	MD	12	OK	10
CA	36	ME	1	OR	4
CO	2	MI	12	PA	6
CT	1	MN	5	SC	7
FL	82	MO	6	TN	23
GA	34	MS	4041	TX	117
HI	2	NC	11	UT	6
IA	1	NE	2	VA	13
ID	2	NH	1	WA	4
IL	4	NJ	5	WI	1
IN	3	NM	1	WV	1

Puerto Rico 2

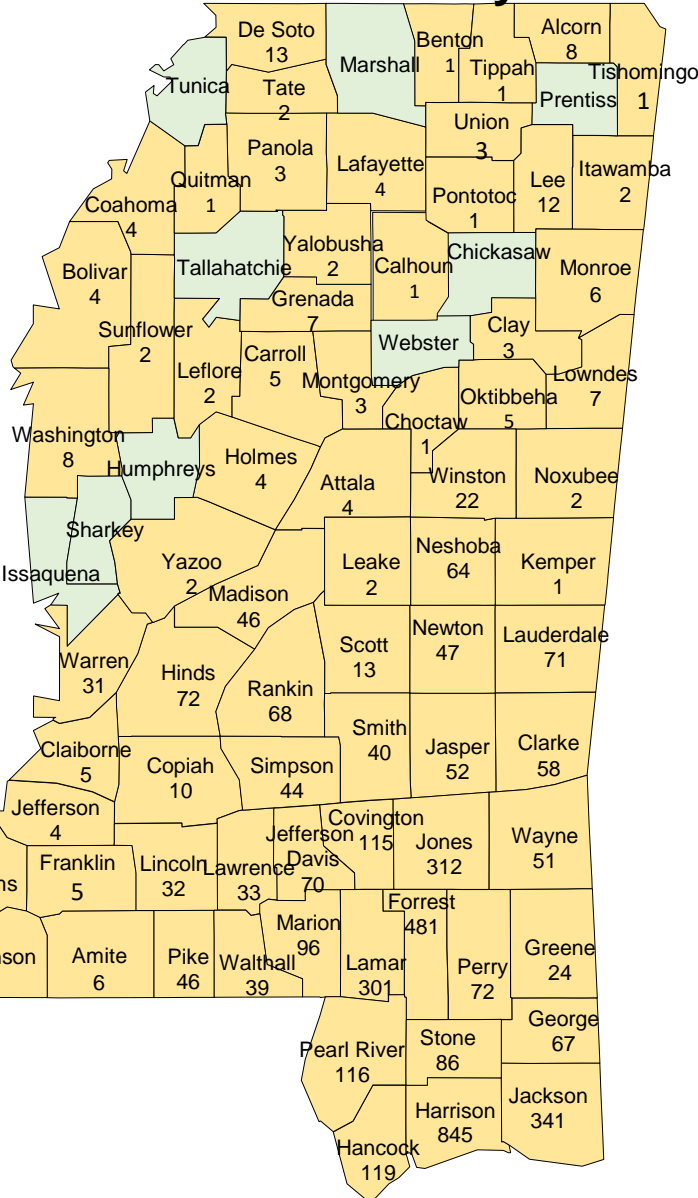


INTERNATIONAL - 147

Bangladesh	1	France	7	Lebanon	2	Spain	20
Brazil	11	Germany	7	Malawi	1	Sweden	1
Bulgaria	1	Haiti	1	Mexico	5	Switzerland	1
Canada	6	Honduras	3	Nepal	6	Taiwan	1
China	4	India	6	New Zealand	1	Thailand	5
Columbia	5	Indonesia	1	Nigeria	6	Trinidad & Tobago	1
Cuba	1	Ireland	5	Panama	1	Ukraine	1
Cyprus	1	Israel	1	Peru	3	United Kingdom	16
Denmark	1	Italy	1	Saudi Arabia	1	Venezuela	2
Egypt	1	Jamaica	3	South Africa	1	Zimbabwe	1
Finland	1	Kenya	2	South Korea	1		

WILLIAM CAREY UNIVERSITY

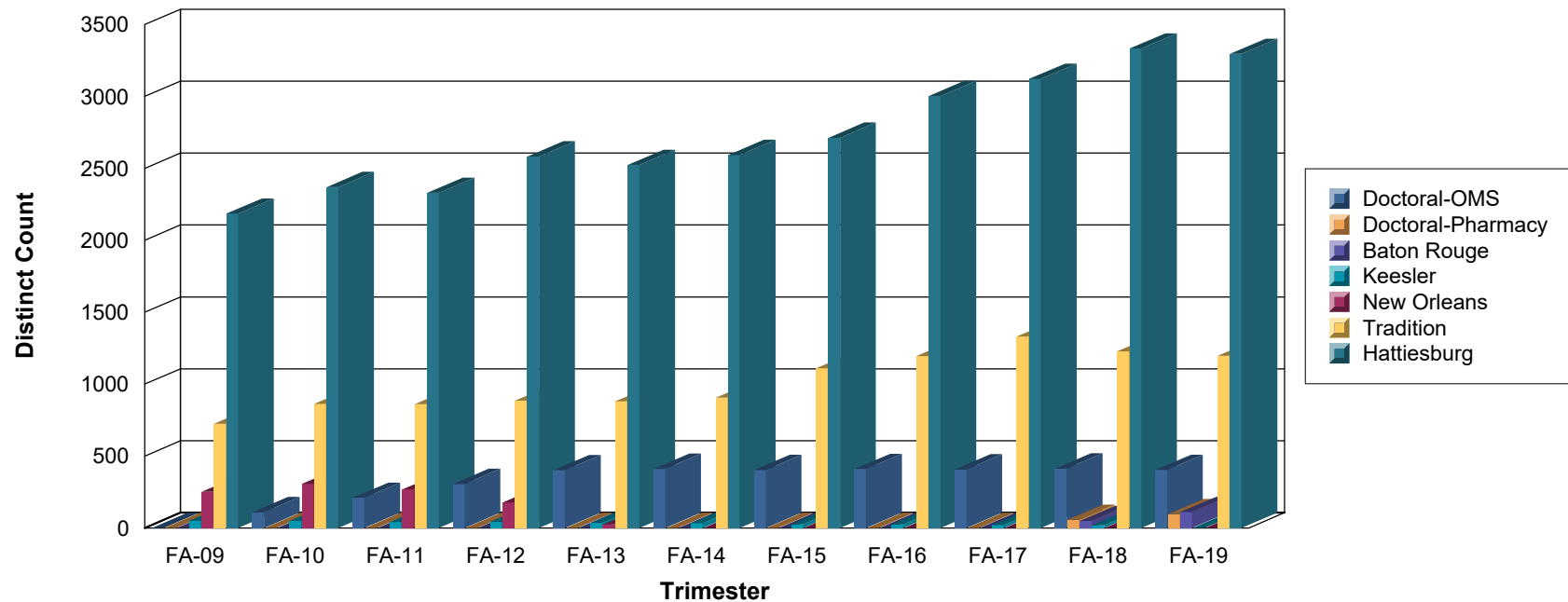
Hancock - 119
Harrison - 845
Hinds - 72
Holmes - 4
Itawamba - 2
Jackson - 341
Jasper - 52
Jefferson - 4
Jefferson Davis - 70
Jones - 312
Kemper - 1
Lafayette - 4
Lamar - 301
Lauderdale - 71
Lawrence - 33
Leake - 2
Lee - 12
LeFlore - 2



Simpson – 44
Smith – 40
Stone – 86
Sunflower - 2
Tate – 2
Tippah – 1
Tishomingo - 1
Union – 3
Walthall – 39
Warren – 31
Washington – 8
Wayne – 51
Wilkinson - 1
Winston – 22
Yalobusha - 2
Yazoo - 2

WILLIAM CAREY UNIVERSITY

Total Enrollment By Campus



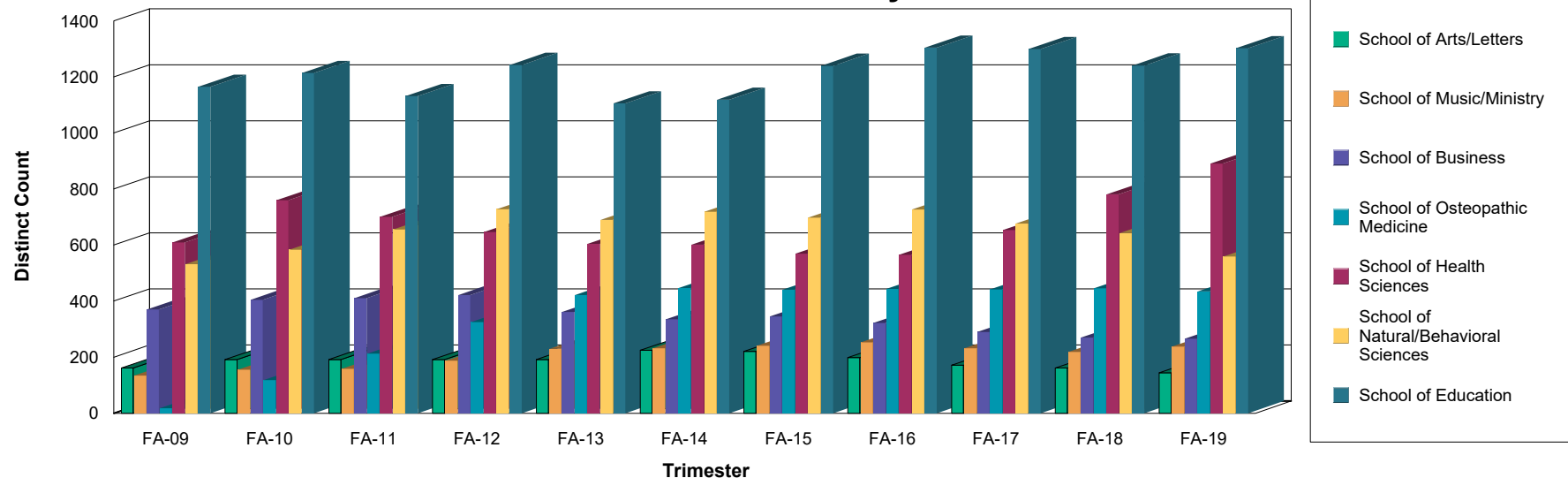
	FA-09	FA-10	FA-11	FA-12	FA-13	FA-14	FA-15	FA-16	FA-17	FA-18	FA-19
Doctoral-OMS	0	109	209	306	401	411	403	410	407	413	404
Doctoral-Pharmacy	0	0	0	0	0	0	0	0	0	57	96
Baton Rouge	0	0	0	0	0	0	0	0	0	49	110
Keesler	50	48	41	42	35	33	25	25	20	19	0
New Orleans	251	307	267	178	24	0	0	0	0	0	0
Tradition	724	863	861	884	880	905	1,109	1,195	1,330	1,228	1,196
Hattiesburg	2,185	2,370	2,329	2,582	2,523	2,593	2,712	3,003	3,122	3,332	3,295
Total	3,210	3,697	3,707	3,992	3,863	3,942	4,249	4,633	4,878	5,098	5,101

End of Trimester numbers.

11/12/2019

WILLIAM CAREY UNIVERSITY

Total Enrollment By School



	FA-09	FA-10	FA-11	FA-12	FA-13	FA-14	FA-15	FA-16	FA-17	FA-18	FA-19
School of Arts/Letters	161	191	192	191	192	225	221	198	171	161	144
School of Music/Ministry	134	155	158	187	230	232	241	253	232	219	238
School of Business	370	405	411	422	361	335	345	322	290	270	266
School of Osteopathic Medicine	18	118	213	325	422	447	441	444	442	446	435
School of Health Sciences	609	760	701	647	604	601	569	565	654	781	891
School of Natural/Behavioral Sciences	532	583	656	728	690	719	698	727	677	643	559
School of Education	1,165	1,214	1,132	1,243	1,106	1,119	1,240	1,305	1,300	1,241	1,303
Total	2,989	3,426	3,463	3,743	3,605	3,678	3,755	3,803	3,754	3,757	3,830

Does not include General Studies, H.S. Dual Credit(1161), Step Ahead(8), Youth Challenge(45), English Language Center(5) or Undecided students(52).

WILLIAM CAREY UNIVERSITY

CREDIT HOUR PRODUCTION BY YEAR

	Undergraduate	Graduate	Doctoral	Doctoral OMS	
2006-2007	53,579	18,386	0	0	71,965
2007-2008	55,393	20,461	0	0	75,854
2008-2009	58,869	21,570	0	0	80,439
2009-2010	66,621	22,394	0	0	89,015
2010-2011	74,474	23,072	0	7,384	104,930
2011-2012	72,057	24,000	0	12,585	108,642
2012-2013	70,336	24,816	1,515	21,286	117,953
2013-2014	68,143	20,552	1,833	25,506	116,034
2014-2015	67,462	23,886	1,852	24,596	117,796
2015-2016	70,447	26,136	2,670	23,133	122,386
2016-2017	72,690	24,291	5,529	25,111	127,621
2017-2018	76,155	22,646	6,856	25,015	130,672
2018-2019	75,564	21,773	9,876	25,906	133,119
2019-2020*	44,186	11,408	4,976	12,840	73,410

* as of 1/08/2020

WILLIAM CAREY UNIVERSITY

UNDERGRADUATE STUDENT ENROLLMENT

BY CAMPUS/BY SCHOOL

		FA-09	FA-10	FA-11	FA-12	FA-13	FA-14	FA-15	FA-16	FA-17	FA-18	FA-19
Baton Rouge	College of Health Sciences	0	0	0	0	0	0	0	0	0	49	110
	Total	0	0	0	0	0	0	0	0	0	49	110
Hattiesburg	School of Arts/Letters	139	170	164	166	159	180	186	181	152	148	137
	School of Music/Ministry	120	147	151	176	221	214	231	251	224	218	234
	School of Business	161	185	186	201	183	178	195	186	176	164	167
	College of Health Sciences	213	233	243	219	250	300	279	280	324	299	318
	School of Natural/Behavioral Sciences	356	380	381	420	397	417	387	443	417	419	371
New Orleans	School of Education	303	306	238	266	263	264	264	267	249	258	269
	Other	184	244	240	243	247	158	177	356	527	781	751
	Total	1,476	1,665	1,603	1,691	1,720	1,711	1,719	1,963	2,068	2,287	2,243
	College of Health Sciences	242	295	241	138	22	0	0	0	0	0	0
	School of Natural/Behavioral Sciences	0	2	26	36	2	0	0	0	0	0	0
Tradition	Other	9	10	0	4	0	0	0	0	0	0	0
	Total	251	307	267	178	24	0	0	0	0	0	0
	School of Arts/Letters	22	14	19	19	23	36	23	10	11	8	3
	School of Music/Ministry	2	2	2	3	1	5	2	2	5	2	1
	School of Business	50	71	86	91	95	80	73	68	68	52	38
	College of Health Sciences	109	175	172	170	175	151	137	118	151	155	137
	School of Natural/Behavioral Sciences	29	37	44	58	93	101	123	115	106	86	64
	School of Education	100	98	102	111	110	86	97	74	88	69	99
	Other	28	17	4	2	11	106	317	474	597	560	523
	Total	340	414	429	454	508	565	772	860	1,026	932	863
Total		2,067	2,386	2,299	2,323	2,252	2,276	2,491	2,823	3,094	3,268	3,216

End of Trimester Numbers

WILLIAM CAREY UNIVERSITY

UNDERGRADUATE CREDIT HOUR PRODUCTION BY YEAR

	Undergraduate				
	Baton Rouge	Hattiesburg	Keesler	Tradition	
2006-2007	0	41,022	1,181	6,612	48,815
2007-2008	0	40,529	934	7,445	48,908
2008-2009	0	41,817	975	8,890	51,682
2009-2010	0	46,389	991	9,879	57,259
2010-2011	0	50,663	920	12,517	64,100
2011-2012	0	49,653	732	13,855	64,240
2012-2013	0	51,176	671	14,276	66,123
2013-2014	0	52,048	845	14,838	67,731
2014-2015	0	52,289	851	14,313	67,453
2015-2016	0	53,829	731	15,887	70,447
2016-2017	0	56,207	598	15,885	72,690
2017-2018	180	56,393	634	18,948	76,155
2018-2019	2,123	56,501	605	16,335	75,564
2019-2020*	1,691	33,797	0	8,698	44,186

*as of 1/08/2020

WILLIAM CAREY UNIVERSITY

MEAN STUDENT AGE BY CAMPUS/MAJOR UNDERGRADUATE - FALL 2019

Major	Baton Rouge	Hattiesburg	Tradition	Average Age by Major
Art		22.67		22.67
Biology		21.88	26.70	22.24
Business Administration		22.19	33.50	24.29
Chemistry		20.92	27.95	21.42
Christian Ministry		22.46	33.62	22.78
Contemporary Worship Ministry		20.48		20.48
Criminal Justice		22.90	30.49	26.69
Cross Cultural Business Management		20.62		20.62
Elementary Education		26.41	29.96	27.87
English		24.08	29.39	24.33
Health Administration and Education	32.89	30.38	28.44	30.44
Health Information Management	19.04	27.09	32.36	27.16
Health, Physical Education, and Recreation		24.72	27.99	24.80
History		22.71	22.51	22.70
Intercultural Studies		21.19		21.19
Mass Communication		21.58		21.58
Mathematics		22.49	20.12	22.25
Music		25.84		25.84
Church Music		21.62		21.62
Music Education		20.86		20.86
Music Therapy		21.18		21.18
Music-Performance		22.23		22.23
Nursing	29.29	24.79	30.46	27.35
Physical Education		25.61		25.61
Psychology		26.07	29.70	26.63
Religion		31.82		31.82
Social Science		23.88		23.88
Spanish		33.13		33.13
Speech Communication		21.90		21.90
Theatre		19.71		19.71
Undecided		22.54	25.31	22.86
Average Age by Campus	29.43	23.89	30.21	25.29

WILLIAM CAREY UNIVERSITY
UNDERGRADUATE ENROLLMENT
BATON ROUGE CAMPUS/SCHOOL, GENDER, & ETHNIC CLASSIFICATION
FALL 2019

		Black		Hispanic	White		Other	Total
		Female	Male	Female	Female	Male	Female	
Baton Rouge	School of Health Sciences	37	2	2	57	7	5	110
	Total	37	2	2	57	7	5	110

WILLIAM CAREY UNIVERSITY
UNDERGRADUATE ENROLLMENT
HATTIESBURG CAMPUS/SCHOOL, GENDER, & ETHNIC CLASSIFICATION
FALL 2019

	American Indian		Asian		Black		Hispanic		International		White		Other		Two or More		Total
	F	M	F	M	F	M	F	M	F	M	F	M	F	M	F	M	
Hattiesburg																	
School of Arts & Letters	0	0	0	1	12	9	1	0	8	2	61	40	3	0	0	0	137
School of Business	0	0	0	1	16	24	0	6	9	34	39	53	2	1	0	0	185
School of Education	0	0	0	0	34	36	1	1	10	12	129	43	2	1	0	0	269
School of Health Sciences	0	1	1	1	95	19	2	2	4	3	142	42	4	2	0	0	318
School of Music & Ministry	1	1	0	2	8	14	0	3	4	6	87	88	2	0	0	0	216
School of Natural & Behavioral Sci	0	0	4	1	89	32	7	4	16	7	140	65	8	0	0	0	373
Dual Credit/Step Ahead/Undecided/ELC/YCP	4	2	6	4	144	70	11	7	1	7	263	209	6	7	8	1	750
Total	5	4	11	10	398	204	22	23	52	71	861	540	27	11	8	1	2,248

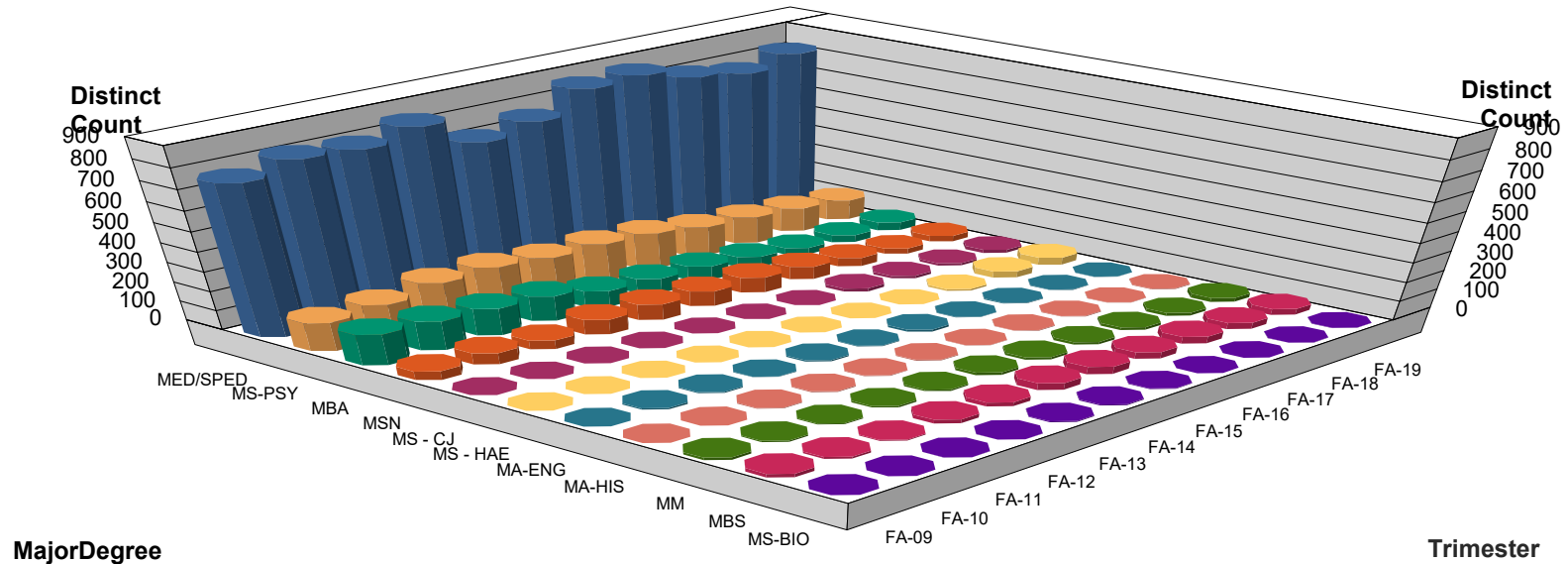
WILLIAM CAREY UNIVERSITY
UNDERGRADUATE ENROLLMENT
TRADITION CAMPUS/SCHOOL, GENDER, & ETHNIC CLASSIFICATION
FALL 2019

		American Indian		Asian		Black		Hispanic		International		White		Other		Two or More		Total
		Female	Male	Female	Male	Female	Male	Female	Male	Female	Male	Female	Male	Female	Male	Female	Male	
Tradition & Keesler	School of Arts & Letters	0	0	0	0	1	0	0	0	0	0	2	0	0	0	0	0	3
	School of Business	0	0	0	1	13	5	1	1	0	0	9	6	0	2	0	0	38
	School of Education	0	0	1	0	14	2	3	1	0	0	70	6	2	0	0	0	99
	School of Health Sciences	2	0	4	0	32	4	5	0	0	0	71	12	7	0	0	0	137
	School of Music & Ministry	0	0	0	0	0	0	0	0	0	0	0	1	0	0	0	0	1
	School of Natural & Behavioral Sci	0	0	1	0	14	3	3	1	0	0	28	11	2	1	0	0	64
	Dual Credit/Step Ahead/Undecided/ELC	2	1	19	18	47	34	8	8	1	1	204	156	6	4	8	4	521
Total		4	1	25	19	121	48	20	11	1	1	384	192	17	7	8	4	863

WILLIAM CAREY UNIVERSITY

GRADUATE ENROLLMENT BY PROGRAM

Graduate Student Enrollment By Program



	FA-09	FA-10	FA-11	FA-12	FA-13	FA-14	FA-15	FA-16	FA-17	FA-18	FA-19
MED/SPED	762	810	796	844	713	755	856	867	806	772	819
MS-PSY	147	164	204	213	193	196	185	152	140	125	105
MBA	159	149	139	130	83	77	73	55	35	38	43
MSN	45	58	45	77	82	78	79	67	45	28	31
MS - CJ	0	0	0	0	0	0	0	16	13	12	17
MS - HAE	0	0	0	0	0	0	0	0	9	34	39
MA-ENG	0	7	5	2	7	4	10	3	4	3	1
MA-HIS	0	0	4	4	3	4	2	3	3	2	3
MM	12	6	5	8	8	13	12	13	13	15	21
MBS	18	9	5	19	21	36	38	34	36	33	31
MS-BIO	0	0	1	1	5	5	3	0	0	1	2

WILLIAM CAREY UNIVERSITY

GRADUATE CREDIT HOUR PRODUCTION BY YEAR

	Graduate			
	Graduate-Hattiesburg	Graduate-Keesler	Graduate-Tradition	
2006-2007	8,407	213	4,929	13,549
2007-2008	12,291	183	7,987	20,461
2008-2009	13,619	159	7,792	21,570
2009-2010	13,126	459	8,809	22,394
2010-2011	13,863	253	8,956	23,072
2011-2012	15,149	344	8,507	24,000
2012-2013	16,351	309	8,156	24,816
2013-2014	13,889	147	6,516	20,552
2014-2015	17,062	70	6,754	23,886
2015-2016	18,959	59	7,118	26,136
2016-2017	17,040	81	7,170	24,291
2017-2018	16,201	0	6,445	22,646
2018-2019	15,125	6	6,642	21,773
2019-2020*	8,037	0	3,371	11,408

*as of 1/08/2020

WILLIAM CAREY UNIVERSITY
MEAN STUDENT AGE BY CAMPUS/MAJOR
Masters - FALL 2019

Major	Graduate Hattiesburg	Graduate Tradition	Average Age by Major
MS-Biological Sciences	28.82		28.82
MS-Counselor Ed-Clinical Mental Health Counseling		37.43	37.43
MS-Counselor Ed-School Counseling		36.19	36.19
MS - Criminal Justice		35.08	35.08
MS - Health Administration and Education	39.50	40.19	39.53
M.S.-Child/Adolescent Therapy	36.05	39.29	36.19
M.S.-Christian Counseling	41.31		41.31
M.S.-Counseling Psychology	34.99		34.99
M.S.-Gerontology	40.92		40.92
M.S.-School Counseling	33.29		33.29
M.S.-School Psychometry	23.36		23.36
LPC Licensure	40.80		40.80
MA - History	36.12		36.12
MBA-Business Administration	29.95	36.25	33.47
MBS - Master of Biomedical Science	26.04		26.04
MED-Art Education	28.27		28.27
MED-Art of Teaching (Special Education)	34.86	34.53	34.77
MED-Art of Teaching(Elementary)	32.14	36.16	33.48
MED-Art of Teaching(Secondary)	32.94	33.34	33.07
MED-Dyslexia Therapy	38.31	42.93	39.81
MED-Educational Leadership	39.65	37.24	38.55
MED-Elementary Education	35.93	35.12	35.53
MED-Emotional and Behavioral Disorders	39.97	28.79	39.17

WILLIAM CAREY UNIVERSITY
MEAN STUDENT AGE BY CAMPUS/MAJOR
Masters - FALL 2019

Major	Graduate Hattiesburg	Graduate Tradition	Average Age by Major
MED-English	40.43	57.40	41.74
MED-Gifted Education	32.04	30.50	31.65
MED-Interscholastic Athletic Administration	25.71		25.71
MED-Mathematics	38.58	27.07	36.66
MED-Mild/Moderate Disabilities	39.18	33.42	37.26
MED-Secondary Education	32.61	37.77	34.45
MED-Social Sciences	26.60	30.76	27.98
MED-Teaching and Learning Globally	34.26	28.39	33.87
MED-Unknown	44.31	42.31	43.80
Add-On Endorsement	38.06	41.01	40.10
MM-Church Music	28.33		28.33
MM-Music Education	33.73		33.73
MSN-MBA	47.19		47.19
MSN-Nursing	41.58	40.16	41.12
Average Age by Campus	35.20	36.70	35.68

WILLIAM CAREY UNIVERSITY
MEAN STUDENT AGE BY CAMPUS/MAJOR
Specialist - FALL 2019

Major	Graduate Hattiesburg	Graduate Tradition	Average Age by Major
EDS-Educational Leadership	39.69	37.21	39.04
EDS-Emotional and Behavioral Disorders	40.40	36.43	39.08
EDS-Higher ED Administration	36.68	39.55	36.88
EDS-Instructional Leadership	41.73	39.56	41.21
Average Age by Campus	40.25	38.21	39.76

WILLIAM CAREY UNIVERSITY
GRADUATE ENROLLMENT - MASTERS
by GENDER & ETHNIC CLASSIFICATION
FALL 2019

	Americ an Indian	Asian		Black		Hispanic		International		White		Other		Total
	Female	Female	Male	Female	Male	Female	Male	Female	Male	Female	Male	Female	Male	
<i>Graduate Hattiesburg</i>	1	2	5	145	37	4	0	3	7	273	90	11	3	581
<i>Graduate Tradition</i>	0	2	1	36	12	4	1	0	0	165	46	6	1	274
Total	1	4	6	181	49	8	1	3	7	438	136	17	4	855

WILLIAM CAREY UNIVERSITY
GRADUATE ENROLLMENT - SPECIALIST
by GENDER & ETHNIC CLASSIFICATION
FALL 2019

	Asian	Black		International	White		Other		Total
	Male	Female	Male	Male	Female	Male	Female	Male	
<i>Graduate Hattiesburg</i>	1	64	20	2	80	24	2	1	194
<i>Graduate Tradition</i>	0	21	1	0	33	5	0	0	60
Total	1	85	21	2	113	29	2	1	254

WILLIAM CAREY UNIVERSITY

DOCTORAL ENROLLMENT BY PROGRAM

	FA-12	FA-13	FA-14	FA-15	FA-16	FA-17	FA-18	FA-19
DNP to PhD	0	0	0	0	9	9	6	7
DP - Pharmacy	0	0	0	0	0	0	57	96
EDD-Educational Leadership	0	0	0	7	70	133	124	103
EDD-Higher Education Administration	21	19	1	3	2	0	0	2
PhD-Higher Education Administration	1	1	14	14	25	23	20	13
PhD-Nursing Education and Administration	43	75	72	74	61	58	67	65
Physical Therapy(3+DPT)	0	0	0	0	30	58	86	90
Total	65	95	87	98	197	281	360	376

WILLIAM CAREY UNIVERSITY

CREDIT HOUR PRODUCTION BY YEAR

	Doctoral	Doctoral-Pharmacy	
	Doctoral-Hattiesburg	Doctoral-Pharmacy	
2012-2013	1,515	0	1,515
2013-2014	1,833	0	1,833
2014-2015	1,852	0	1,852
2015-2016	2,670	0	2,670
2016-2017	5,529	0	5,529
2017-2018	6,877	0	6,877
2018-2019	7,205	2,707	9,912
2019-2020*	3,632	2,688	6,320

*as of 1/08/2020

WILLIAM CAREY UNIVERSITY
MEAN STUDENT AGE BY CAMPUS/MAJOR
Doctoral - FALL 2019

Major	Graduate Hattiesburg	Graduate Tradition	Average Age by Major
DNP to PhD	48.85		48.85
DP - Pharmacy		27.15	27.15
EDD-Educational Leadership	41.23		41.23
EDD-Higher Education Administration	47.16		47.16
PhD-Higher Education Administration	40.04		40.04
PhD-Nursing Education and Administration	45.72		45.72
Doctor of Physical Therapy	25.04		25.04
Average Age by Campus	37.25	27.15	34.67

WILLIAM CAREY UNIVERSITY
DOCTORAL-HATTIESBURG/PHARMACY ENROLLMENT
GENDER, ETHNIC CLASSIFICATION & MAJOR
FALL 2019

	American Indian	Asian		Black		Hispanic		White		Other		Total
	Female	Female	Male	Female	Male	Female	Male	Female	Male	Female	Male	
DNP to PhD	0	0	0	1	2	0	0	2	1	0	1	7
DP - Pharmacy	1	7	1	10	2	2	1	55	14	2	1	96
EDD-Educational Leadership	0	0	0	28	9	0	0	43	22	1	0	103
EDD-Higher Education Administration	0	0	0	1	0	0	0	1	0	0	0	2
PhD-Higher Education Administration	0	0	0	4	0	0	0	5	4	0	0	13
PhD-Nursing Education and Administration	0	0	0	25	2	1	0	30	5	2	0	65
Physical Therapy(3+DPT)	0	1	5	13	4	0	0	42	24	1	0	90

WILLIAM CAREY UNIVERSITY
COLLEGE OF OSTEOPATHIC MEDICINE
STUDENT ENROLLMENT

	FA-10	FA-11	FA-12	FA-13	FA-14	FA-15	FA-16	FA-17	FA-18	FA-19
DO - Osteopathic Medicine	109	209	306	401	411	403	410	407	413	405
Total	109	209	306	401	411	403	410	407	413	405

WILLIAM CAREY UNIVERSITY

CREDIT HOUR PRODUCTION BY YEAR

	Doctoral-OMS	
	Doctoral-OMS	
2010-2011	7,384	7,384
2011-2012	12,585	12,585
2012-2013	21,286	21,286
2013-2014	25,506	25,506
2014-2015	24,596	24,596
2015-2016	23,133	23,133
2016-2017	25,111	25,111
2017-2018	25,015	25,015
2018-2019	25,906	25,906
2019-2020*	12,840	12,840

*as of 1/08/2020

WILLIAM CAREY UNIVERSITY
MEAN STUDENT AGE BY CAMPUS/MAJOR
COLLEGE OF OSTEOPATHIC MEDICINE

Average Age By Major	FA-10	FA-11	FA-12	FA-13	FA-14	FA-15	FA-16	FA-17	FA-18	FA-19
DO - Osteopathic Medicine	26.71	26.87	27.35	27.83	27.74	27.94	27.42	27.53	27.39	27.44

WILLIAM CAREY UNIVERSITY
DOCTORAL OMS ENROLLMENT
by GENDER & ETHNIC CLASSIFICATION
OMS FALL 2019

	Ameri can Indian		Asian		Black		Hispanic		International		White		Other			Total
	Male	Female	Male	Female	Male	Female	Male	Female	Male	Female	Male	Female	Male	Female	Male	
<i>Doctoral-OMS</i>	1	32	51	11	5	12	10	10	11	71	148	3	2	15	23	405
Total	1	32	51	11	5	12	10	10	11	71	148	3	2	15	23	405

WILLIAM CAREY UNIVERSITY
EMPLOYEES WITH FACULTY RANK
Hattiesburg/Tradition/Baton Rouge - August 2019

SCHOOL	PROFESSOR		ASSOCIATE		ASSISTANT		INSTRUCTOR		LECTURER		GENDER	
	Male	Female	Male	Female	Male	Female	Male	Female	Male	Female	Male	Female
School of Music and Ministry Studies	D. Caldwell B. Crockett+ S. Hummel	C. Roberts+	A. Casey W. Dykes B. Golson J. Pierce	K. Vail	J. Armstrong G. Blackwell D. Bryan J. Gambill T. Glaze J. Gonzalez Z. Harris# B. Lindsay J. Morgan B. Murphy	J. Bryan M.Davis	W.Cameron	K. Ginn			18	5
School of Business	R. Ellis + R. Valentine	D. Valentine		C. Dale	H. Davis M. Madaris J. McCay	L. Glaze P. Jones S. Schamber-Jones	D. Brockway B. Cousins C. Davis#		J. Andrews		9	5
School of Arts & Letters	M. Nicovich M. Noonkester+ T. Richardson	A.Chestnut+ R. Diket*+	J. Brooke	M. Breland M. Kemp M. Newman L. Massey+	D. Douglas E. Ford G. Knight P. Richardson	J. Brookter J. Covarrubias M. Ellzey C. Maqueda		L. Bourdene			8	11
School of Education	B. Burnett W. Cooper W. Pierce J.Roberts	R. Diket*+	S. Benigno B. Morris	C. Conner F. Dearman P. Ward L. Weaver	R. Halford T. Ingram S. Knight M. Yeager	C. Aycock K. Benton # C. Liverett S. Hanson C. Holifield A. Houston D. Miller # T. Nyman C. Payne P. Permenter L. Pitre R. Pitts T. Poole L. Provost K.Sellers D. Shows L. Smith K. Tonore E. Thomas L. Windham R. Woullard#	C. Bullock T. English J. Hartfield D. Owens	L. Broom D. George W.Lovdahl K. Weldon			14	28

SCHOOL	PROFESSOR		ASSOCIATE		ASSISTANT		INSTRUCTOR		LECTURER		GENDER	
	Male	Female	Male	Female	Male	Female	Male	Female	Male	Female	Male	Female
College of Health Sciences	M. Malloy C. Breese V. Virga	D. Adkins D. Chatham+ S. Hart A. Jupiter-McCon C. Scott K. Sicard J. Williams	J. Boyd P. Brady D. Weldon	J. Baker J. Barton C. Belden R. Burgess J. Johnson A. Lundstrom J. Prehn E. Scott	J. Burns M. Bounds C. Brown W. Graham T. Fincher J. Foley J. Haney O. McKnight# B. Ong T. Payne# T. Smith A. Todd	K. Brownlee M. Burmeister E. Delgado M. Dobard A. Eyakem C. Fisher C. Guidry L. Harrington V. Harrington A. Hawthorne L. Herron S. Humphrey A. Hill T. Jones J. Kennedy T. Luckett J. Mansell M. Montgomery D. Nunaley S. Odem A. Parker B. Putnam R. Vidal C. Vuyouich A. Weldon K. Williamson C. Yates		S. Bourne J. Drummond B. McGruder			19	45
Library					R. Powell		H. Donohoe	N. Aranda-Taylor C. Calhoun D. Lumpkin L. Mills E. Small			2	5
School of Natural & Behavioral Sciences	G. Breland M. Daniels T. King N. Mann T. Rauch+	L. Singletary+	F. Baugh C. Beckers M. McNatt C. Shepherd	O. Burkett L. Cummings# S. Gibson C. Jones J. May K. Pope P. Williams	B. Crochet B. Dribus G. Futral T. Lee D. Lipka R. Sheridan R. Strebeck	L. Cunningham# C. Hernandez J. Garriga A. Johnson M. Mackey H. Pipkins	G. Bonner G. Chaix J. Griffis J. McGee	J. Bower# A. Sumner		D. Burnett# A. Knesal A. Ramsey# R. Roberts#	20	20

SCHOOL	PROFESSOR		ASSOCIATE		ASSISTANT		INSTRUCTOR		LECTURER		GENDER	
	Male	Female	Male	Female	Male	Female	Male	Female	Male	Female	Male	Female
College of Osteopathic Medicine	R. Bateman E. Friedlander R. Harris+ R. Johnson G. Legradi K. Speed J. Weir	F. Johnson	S. Gustafson K. Hisley E. Huu S. Leonard E. Roark J. Smith I. Subbarao	J. Berglind T. Denning C. Morreale J. Roberts M. Stephens	K. Abouzaid R. Bailey D. Barksdale J. Gaudet # W. Lynch J. Mitchell B. Prior E. Worthington	T. Creech M. Merritt V. Scott E. Shay T. Worthington					22	11
TOTAL UNIQUE FACULTY	27	13	21	30	50	67	13	16	1	4	112	130

* Rank in two Schools

+ Tenured

Part-Time

Totals by Campus

189 Hattiesburg
48 Tradition
5 Baton Rouge
242 Total

Tenured Statistics

10 Tenured
5 Males
5 Females
232 Non-Tenured
242 Total

WCU Fact Book 2019-2020: Libraries

Mission

The mission of William Carey University Libraries is to provide a learning environment that meets the information needs of the University's students, faculty, and staff. This mission is accomplished through the provision of information resources and services that support the teaching, learning, research, and service needs of the University community.

Facilities

Both Hattiesburg and Tradition libraries are equipped with wireless internet connectivity, student computer labs, reading areas, and three group study rooms. Students in Baton Rouge are granted access to the computer lab and study tables of the Baton Rouge General Hospital Health Science Library and a print collection within the offices of the WCU School of Nursing in Baton Rouge.

Resources

Research and course work are supported through the library's print and electronic collection.

Physical Collection:

- 63,500+ print monographs
- 1,500+ A/V items

Featured Electronic Research Databases:

Academic Search Complete	Encyclopedia of Early Christianity Online	Oxford Art Online
AccessMedicine	Encyclopedia of Hebrew Language & Linguistics	Oxford Dictionary of National Biography
AccessPharmacy	ERIC	Oxford English Dictionary
America: History & Life w/ Full-text	European Views of the Americans: 1493-1750	Oxford Music Online
American Antiquarian Society Historical Periodicals	Facts & Comparisons eAnswers	Oxford Reference Online
American Society for Microbiology Journals	Funk & Wagnall's New World Encyclopedia	Patrologia Online
ARTstor	GreenFILE	PEDro
ATLA Religion Database w/ ATLA Serials	Health & Psychosocial Instruments (HaPI)	Pharmacy School Plus
Biblical Archaeology Society Library	IPA Source	Primary Search
Business Source Complete	JSTOR (Arts & Sciences Collection I-X)	Project Muse
Chronicle of Higher Education	LexiComp Online	ProQuest Dissertation & Thesis Global
CINAHL Plus w/ Full-text	Library, Information Science & Technology Abstracts	ProQuest Research Companion
Cochrane Central Register of Controlled Trials	Literary Reference Center	PsycARTICLES
Cochrane Clinical Answers	Literature Criticism Online	Psychotherapy.net

Cochrane Database of Systematic Reviews	Loeb Classical Library	PsycINFO
Cochrane Methodology Register	Mango Languages	PubMed
Communication & Mass Media Complete	MAS Ultra – School Edition	R2 Digital Library
Credo Reference	MEDLINE Complete	Reference USA
Criminal Justice Abstracts w/ Full-text	Mental Measurements Yearbook w/ Tests in Print	Regional Business News
Dead Sea Scrolls Library	Mergent Online	Rehabilitation Reference Center Online
Dictionary of Deities and Demons in the Bible Online	MLA International Bibliography	RILM: Abstracts of Music Literature
Dynamed Plus	Natural Medicines	Routledge Encyclopedia of Philosophy
Early English Books Online	Naxos Music Library	Science Full-text Select (H.W. Wilson)
EBSCO Academic e-Book Collection	New Pauly Online	Southern Baptist Periodical Index
Education Research Complete	Newspaper Source	Teacher Reference Center
Education Source	Nexus Uni	Wall Street Journal
Encyclopedia of Ancient Greek Language & Linguistics	Nursing Reference Center	

Services

Library services are also an important component in supporting students and faculty. A qualified staff including librarians with American Library Association-accredited graduate degrees are present on the Hattiesburg and Tradition campuses. Library services include Interlibrary Loan (whereby WCU Libraries borrows items from other libraries, which are not included in our own collection, on behalf of our patrons), individual research consultations, and library orientations (conducted on the course and program level). Moreover, students can contact the library via E-mail (askalibrarian@wmcarey.edu), Instant Messaging (from the [Library homepage](#)), and text messaging (601-348-0287) for added convenience. Finally, during the regular fall, winter, and spring trimesters, library hours are as follows*:

Hattiesburg		Tradition	
Sunday	1:00pm – Midnight	Sunday	1:00pm – 10:00pm
Monday	7:30am – Midnight	Monday	7:30am – 10:00pm
Tuesday	7:30am – Midnight	Tuesday	7:30am – 10:00pm
Wednesday	7:30am – Midnight	Wednesday	7:30am – 10:00pm
Thursday	7:30am – Midnight	Thursday	7:30am – 10:00pm
Friday	7:30am – 5:00pm	Friday	7:30am – 4:30pm
Saturday	10:00am – 5:00pm	Saturday	Closed

*Baton Rouge students have access to the Baton Rouge General Hospital Health Science Library 24-hours per day, when presenting their WCU ID badge, and they have access to the Baton Rouge print library between 8am and 5pm Monday through Friday.

WILLIAM CAREY UNIVERSITY

FINANCIAL AID AMOUNT AWARDED

FALL 2010-SPRING 2019

	2010-2011	2011-2012	2012-2013	2013-2014	2014-2015	2015-2016	2016-2017	2017-2018	2018-2019
Grants	\$7,738,882	\$7,445,312	\$6,238,907	\$6,261,415	\$6,241,241	\$6,375,748	\$6,206,664	\$6,373,078	\$6,159,011
Scholarships	\$8,219,579	\$8,683,914	\$10,204,873	\$10,797,724	\$10,443,790	\$11,139,616	\$10,826,747	\$10,715,138	\$11,414,384
Loans	\$34,764,546	\$42,435,954	\$52,288,363	\$53,802,896	\$52,729,755	\$54,455,263	\$55,168,284	\$56,400,290	\$57,768,497
Work Study	\$602,493	\$739,546	\$850,094	\$748,314	\$695,001	\$636,019	\$728,645	\$794,110	\$830,518
Other	\$864,002	\$828,539	\$966,083	\$1,024,451	\$1,030,280	\$1,179,005	\$1,160,829	\$1,298,987	\$1,835,657
Total	\$52,189,502	\$60,133,265	\$70,548,320	\$72,634,800	\$71,140,067	\$73,785,651	\$74,091,169	\$75,581,603	\$78,008,067

WILLIAM CAREY UNIVERSITY

Scholarships FA-19

Academic Scholarship	245
Alumni Scholarship	9
Art Scholarship	10
Baseball Scholarship	25
Carey Connection	26
Cheerleader Scholarship	11
Church Rel Voc/Dep Scholarship	6
Church Related Voc Scholarship	67
Crusader Scholarship	1
Endowed Scholarship	202
External Scholarship	132
Forensic Scholarship	4
Grace Notes Scholarship	0
Graduate Assistant SS-Hattiesburg	19
IHL HELP Scholarship	53
Mens Archery Scholarship	3
Mens Basketball Scholarship	34
Mens Cross Country	9
Mens Golf Scholarship	7
Mens Soccer Scholarship	55
Mens Tennis Scholarship	11
Mens Track and Field Scholarship	20
Missionary Kid Scholarship	43

MS Baptist Student Scholarship	11
Music Ensemble Scholarship	211
Music Scholarship	75
Opportunity Scholarship	190
Pickering Honors Scholarship	0
Presidential Excellence Scholarship	147
Resident Assistance Scholarship	41
Speakers Tournament Scholarship	1
Student Gov'T Assoc Scholarship	1
Theatre Scholarship	3
Trustee Merit Scholarship	42
Trustee PTK Scholarship	113
William Carey Scholar	138
Womens Archery Scholarship	3
Womens Basketball Scholarship	16
Womens Cross Country	7
Womens Golf Scholarship	5
Womens Soccer Scholarship	25
Womens Softball Scholarship	16
Womens Tennis Scholarship	7
Womens Track and Field Scholarship	17
Womens Volleyball Scholarship	17

WILLIAM CAREY UNIVERSITY

CHURCH RELATED VOCATIONAL STUDENTS & CHURCH RELATED DEPENDENT STUDENTS

FALL 2009 - FALL 2019

	FA-09	FA-10	FA-11	FA-12	FA-13	FA-14	FA-15	FA-16	FA-17	FA-18	FA-19
School of Arts & Letters	6	4	4	6	6	8	9	8	6	1	1
School of Business	2	2	1	1	1	2	4	2	0	1	1
School of Education	3	2	3	3	3	6	6	7	7	9	8
College of Health Sciences	0	2	3	2	6	3	2	4	4	5	4
School of Nat. & Behavioral Sciences	9	6	2	5	3	9	11	13	5	4	2
School of Music & Ministry Studies	36	33	45	51	64	58	65	72	66	57	52
General Studies	2	1	0	0	0	0	0	0	0	0	0
Undecided	0	0	2	2	3	1	1	0	0	0	0
CRV	58	50	60	70	86	87	98	106	88	77	68
School of Arts & Letters	0	0	0	0	0	0	0	0	0	1	1
School of Business	1	0	1	1	1	0	0	0	0	1	1
School of Education	0	0	0	0	0	0	0	2	2	0	0
College of Health Sciences	1	1	0	0	0	0	0	0	0	0	1
School of Nat. & Behavioral Sciences	3	0	0	0	0	0	0	2	2	2	3
School of Music & Ministry Studies	0	0	0	0	0	0	0	0	0	1	0
Undecided	0	0	0	0	0	0	0	1	0	0	0
CRVD	5	1	1	1	1	0	0	5	4	5	6
Total	63	51	61	71	87	87	98	111	92	82	74

WILLIAM CAREY UNIVERSITY
CHURCH RELATED VOCATIONAL STUDENTS & CHURCH RELATED DEPENDENT STUDENTS
BY CAMPUS - FALL 2009 - FALL 2019
SCHOLARSHIP REPORT

	Hattiesburg			New Orleans			Tradition			Total
	CRV	CRVD	Total	CRV	CRVD	Total	CRV	CRVD	Total	
FA-09	57 \$92.528	2 \$334	59 \$92.862	0 \$0	1 \$167	1 \$167	1 \$1.567	0 \$0	1 \$1.567	61 \$94,596
FA-10	48 \$79.745	0 \$0	48 \$79.745	0 \$0	1 \$167	1 \$167	2 \$3.134	0 \$0	2 \$3.134	51 \$83,046
FA-11	57 \$107.848	0 \$0	57 \$107.848	0 \$0	0 \$0	0 \$0	3 \$3.656	1 \$167	4 \$3.823	61 \$111,671
FA-12	67 \$131.638	1 \$167	68 \$131.805	1 \$1.567	0 \$0	1 \$1.567	2 \$3.134	0 \$0	2 \$3.134	71 \$136,506
FA-13	86 \$167.730	1 \$167	87 \$167.897	0 \$0	0 \$0	0 \$0	0 \$0	0 \$0	0 \$0	87 \$167,897
FA-14	84 \$172.698	0 \$0	84 \$172.698	0 \$0	0 \$0	0 \$0	3 \$5.267	0 \$0	3 \$5.267	87 \$177,965
FA-15	94 \$186.779	0 \$0	94 \$186.779	0 \$0	0 \$0	0 \$0	4 \$6.534	0 \$0	4 \$6.534	98 \$193,313
FA-16	104 \$207.918	4 \$668	108 \$208.586	0 \$0	0 \$0	0 \$0	2 \$1.767	1 \$167	3 \$1.934	111 \$210,520
FA-17	88 \$175.232	3 \$500	91 \$175.732	0 \$0	0 \$0	0 \$0	0 \$0	1 \$166	1 \$166	92 \$175,898
FA-18	77 \$156.254	5 \$834	82 \$157.088	0 \$0	0 \$0	0 \$0	0 \$0	0 \$0	0 \$0	82 \$157,088
FA-19	68 \$130.650	6 \$1.001	74 \$131.651	0 \$0	0 \$0	0 \$0	0 \$0	0 \$0	0 \$0	74 \$131,651

WILLIAM CAREY UNIVERSITY
ATHLETIC SCHOLARSHIP
FALL 2019

	Graduate-Hattiesburg	Hattiesburg	Tradition	Total
Baseball Scholarship	1 \$793	24 \$67,047	0 \$0	25 \$67,840
Mens Basketball Scholarship	0 \$0	33 \$90,750	1 \$1,667	34 \$92,417
Mens Cross Country	0 \$0	9 \$27,917	0 \$0	9 \$27,917
Mens Golf Scholarship	0 \$0	7 \$20,707	0 \$0	7 \$20,707
Mens Soccer Scholarship	5 \$13,475	51 \$160,038	0 \$0	56 \$173,513
Mens Tennis Scholarship	0 \$0	11 \$37,820	0 \$0	11 \$37,820
Mens Track and Field Scholarship	0 \$0	20 \$53,617	0 \$0	20 \$53,617
Womens Archery Scholarship	0 \$0	3 \$5,001	0 \$0	3 \$5,001
Womens Basketball Scholarship	1 \$1,345	15 \$63,438	0 \$0	16 \$64,783
Womens Cross Country	0 \$0	7 \$20,918	0 \$0	7 \$20,918
Womens Golf Scholarship	1 \$2,590	4 \$14,277	0 \$0	5 \$16,867
Womens Soccer Scholarship	2 \$5,090	23 \$91,752	0 \$0	25 \$96,842
Womens Softball Scholarship	0 \$0	15 \$43,999	1 \$3,000	16 \$46,999
Womens Tennis Scholarship	0 \$0	7 \$26,869	0 \$0	7 \$26,869
Womens Track and Field Scholarship	0 \$0	17 \$51,022	0 \$0	17 \$51,022
Womens Volleyball Scholarship	1 \$834	16 \$39,665	0 \$0	17 \$40,499
SCHOLARSHIP	11 \$24,127	262 \$814,837	2 \$4,667	275 \$843,631

WILLIAM CAREY UNIVERSITY
ATHLETIC SCHOLARSHIP
WINTER 2019-2020

	Graduate-Hattiesburg	Hattiesburg	Tradition	Total
Baseball Scholarship	1	21	0	22
	\$793	\$61,067	\$0	\$61,860
Mens Basketball Scholarship	2	30	1	33
	\$3,845	\$85,814	\$1,667	\$91,326
Mens Cross Country	0	10	0	10
	\$0	\$32,167	\$0	\$32,167
Mens Golf Scholarship	0	8	0	8
	\$0	\$21,301	\$0	\$21,301
Mens Soccer Scholarship	6	48	0	54
	\$15,087	\$155,186	\$0	\$170,273
Mens Tennis Scholarship	0	9	0	9
	\$0	\$28,900	\$0	\$28,900
Mens Track and Field Scholarship	0	20	0	20
	\$0	\$52,702	\$0	\$52,702
Womens Archery Scholarship	0	3	0	3
	\$0	\$5,001	\$0	\$5,001
Womens Basketball Scholarship	0	14	0	14
	\$0	\$53,852	\$0	\$53,852
Womens Cross Country	0	6	0	6
	\$0	\$16,667	\$0	\$16,667
Womens Golf Scholarship	1	4	0	5
	\$2,833	\$13,967	\$0	\$16,800
Womens Soccer Scholarship	2	22	0	24
	\$7,245	\$87,546	\$0	\$94,791
Womens Softball Scholarship	0	15	1	16
	\$0	\$43,733	\$3,000	\$46,733
Womens Tennis Scholarship	0	6	0	6
	\$0	\$23,367	\$0	\$23,367
Womens Track and Field Scholarship	0	17	0	17
	\$0	\$50,618	\$0	\$50,618
Womens Volleyball Scholarship	0	16	0	16
	\$0	\$39,001	\$0	\$39,001
SCHOLARSHIP	12	249	2	263
	\$29,803	\$770,889	\$4,667	\$805,359

WILLIAM CAREY UNIVERSITY
UNDERGRADUATE STUDENT ENROLLMENT
RALPH AND NAOMI NOONKESTER
SCHOOL OF ARTS AND LETTERS

		FA-09	FA-10	FA-11	FA-12	FA-13	FA-14	FA-15	FA-16	FA-17	FA-18	FA-19
Hattiesburg	DEPT OF ART	8	14	15	20	15	28	25	27	31	32	22
	DEPT OF HISTORY & SOCIAL SCIENCE	52	58	50	52	43	51	50	52	38	33	30
	DEPT OF LANGUAGE & LITERATURE	46	48	43	36	39	51	58	56	42	46	43
	DEPT OF THEATRE & COMMUNICATION	33	50	56	58	62	50	53	46	42	37	41
	Total	139	170	164	166	159	180	186	181	152	148	136
Keesler	DEPT OF ART	0	0	0	0	2	0	0	0	0	0	0
	DEPT OF HISTORY & SOCIAL SCIENCE	1	0	1	0	0	0	0	0	0	0	0
	Total	1	0	1	0	2	0	0	0	0	0	0
Tradition	DEPT OF ART	19	11	13	12	11	16	11	3	0	0	0
	DEPT OF HISTORY & SOCIAL SCIENCE	1	3	3	2	4	6	5	4	5	2	1
	DEPT OF LANGUAGE & LITERATURE	1	0	2	5	6	14	7	3	6	6	2
	Total	21	14	18	19	21	36	23	10	11	8	3
Total		161	184	183	185	182	216	209	191	163	156	139

WILLIAM CAREY UNIVERSITY
UNDERGRADUATE STUDENT ENROLLMENT
DEPARTMENT OF ART

			FA-09	FA-10	FA-11	FA-12	FA-13	FA-14	FA-15	FA-16	FA-17	FA-18	FA-19
Hattiesburg	Art	Ceramics	0	0	0	0	0	0	0	0	0	0	1
		Graphic Design	0	0	1	3	2	4	4	4	4	6	3
		Painting	0	0	0	0	2	4	1	0	0	0	0
		Non-Art Minor	0	7	11	15	10	19	18	23	25	25	18
	Art-BA	Graphic Design	1	1	1	1	1	0	0	0	0	0	0
		Non-Art Minor	5	6	2	1	0	1	0	0	0	0	0
	Art-BFA	Non-Art Minor	2	0	0	0	0	0	2	0	2	1	0
	Total		8	14	15	20	15	28	25	27	31	32	22
Tradition	Art	Ceramics	1	0	0	0	0	0	0	0	0	0	0
		Graphic Design	1	2	3	2	5	6	3	1	0	0	0
		Non-Art Minor	2	3	9	9	8	9	8	2	0	0	0
	Art-BA	Graphic Design	2	1	0	0	0	0	0	0	0	0	0
		Painting	1	0	0	0	0	0	0	0	0	0	0
	Art	Art	1	1	0	0	0	0	0	0	0	0	0
		Non-Art Minor	4	1	0	0	0	1	0	0	0	0	0
		Art-BFA	Graphic Design	2	1	1	1	0	0	0	0	0	0
	Art	Painting	2	2	0	0	0	0	0	0	0	0	0
		Non-Art Minor	3	0	0	0	0	0	0	0	0	0	0
		Total		19	11	13	12	13	16	11	3	0	0
	Total			27	25	28	32	28	44	36	30	31	32

WILLIAM CAREY UNIVERSITY
UNDERGRADUATE STUDENT ENROLLMENT
DEPARTMENT OF HISTORY AND SOCIAL SCIENCE

		FA-09	FA-10	FA-11	FA-12	FA-13	FA-14	FA-15	FA-16	FA-17	FA-18	FA-19
Hattiesburg	History	23	27	21	27	20	25	23	29	27	24	20
	Social Science	29	31	29	25	23	26	27	23	11	9	10
	Total	52	58	50	52	43	51	50	52	38	33	30
Keesler	Social Science	1	0	1	0	0	0	0	0	0	0	0
	Total	1	0	1	0	0	0	0	0	0	0	0
Tradition	History	1	2	0	0	3	1	4	4	4	1	1
	Social Science	0	1	3	2	1	5	1	0	1	1	0
	Total	1	3	3	2	4	6	5	4	5	2	1
Total		54	61	54	54	47	57	55	56	43	35	31

WILLIAM CAREY UNIVERSITY
UNDERGRADUATE STUDENT ENROLLMENT
DEPARTMENT OF LANGUAGE AND LITERATURE

		FA-09	FA-10	FA-11	FA-12	FA-13	FA-14	FA-15	FA-16	FA-17	FA-18	FA-19
Hattiesburg	English	46	48	43	36	39	49	55	56	42	44	41
	Spanish	0	0	0	0	0	2	3	0	0	2	2
	Total	46	48	43	36	39	51	58	56	42	46	43
Tradition	English	1	0	2	5	6	14	7	3	6	6	2
	Total	1	0	2	5	6	14	7	3	6	6	2
Total		47	48	45	41	45	65	65	59	48	52	45

WILLIAM CAREY UNIVERSITY
UNDERGRADUATE STUDENT ENROLLMENT
DEPARTMENT OF THEATRE AND COMMUNICATION

		FA-09	FA-10	FA-11	FA-12	FA-13	FA-14	FA-15	FA-16	FA-17	FA-18	FA-19
Hattiesburg	Journalism	0	0	0	0	1	1	0	0	0	0	0
	Mass Communication	13	16	20	19	18	15	21	23	24	25	23
	Speech Communication	6	7	9	15	21	18	16	13	11	5	7
	Speech Communication and Theatre	1	4	0	0	0	0	0	1	1	0	0
	Theatre	13	23	27	24	22	16	16	9	6	7	12
	Total	33	50	56	58	62	50	53	46	42	37	42

WILLIAM CAREY UNIVERSITY
UNDERGRADUATE STUDENT ENROLLMENT
SCHOOL OF BUSINESS

			FA-09	FA-10	FA-11	FA-12	FA-13	FA-14	FA-15	FA-16	FA-17	FA-18	FA-19
Hattiesburg	Business Admin	Accounting	26	28	24	21	22	24	25	24	22	21	30
		Computer Information Systems	11	20	18	18	17	18	8	10	11	3	6
		Cross Cultural Business Management	0	0	0	0	0	0	2	0	0	0	0
		Finance/Economic/Real Estate	20	18	24	25	21	11	17	22	20	23	22
		International Business	0	0	0	0	0	5	7	7	7	7	7
		Management/Marketing	94	103	109	126	118	116	120	114	110	101	90
		Workforce Training & Mgnt	0	0	1	0	2	1	1	1	0	1	1
		Non Business Minor/Concentration	10	16	10	11	3	3	15	8	6	8	11
		Total	161	185	186	201	183	178	195	186	176	164	167
	Cross Cultural Bus Mgmt	Non Business Minor/Concentration	0	0	0	0	0	0	4	13	11	16	18
Total		0	0	0	0	0	0	4	13	11	16	18	
Total			161	185	186	201	183	178	199	199	187	180	185
Keesler	Business Admin	Computer Information Systems	0	0	0	0	0	0	0	0	0	1	0
		Management/Marketing	5	4	2	4	4	6	6	4	4	5	0
		Workforce Training & Mgnt	1	2	0	0	0	0	1	1	0	1	0
		Non Business Minor/Concentration	0	5	4	2	2	2	0	0	3	1	0
	Total	6	11	6	6	6	8	7	5	7	8	0	
Total			6	11	6	6	6	8	7	5	7	8	0
Tradition	Business Admin	Accounting	3	9	3	6	8	3	7	3	1	3	0
		Computer Information Systems	0	3	5	3	3	2	2	4	3	3	2
		Finance/Economic/Real Estate	2	4	1	3	2	3	3	2	4	1	1
		Management/Marketing	31	28	45	49	54	44	36	38	36	27	24
		Workforce Training & Mgnt	6	12	10	11	12	13	8	8	8	6	6
		Non Business Minor/Concentration	1	4	16	13	10	7	10	8	9	4	5
	Total	43	60	80	85	89	72	66	63	61	44	38	
Total			43	60	80	85	89	72	66	63	61	44	38
Total			210	256	272	292	278	258	272	267	255	232	223

WILLIAM CAREY UNIVERSITY
UNDERGRADUATE STUDENT ENROLLMENT
SCHOOL OF EDUCATION

		FA-09	FA-10	FA-11	FA-12	FA-13	FA-14	FA-15	FA-16	FA-17	FA-18	FA-19
Hattiesburg	DEPT OF EDUCATION	233	232	177	178	156	141	133	147	120	133	136
	DEPT OF HEALTH, PE, RECREATION & COACHING	70	74	61	89	107	123	131	120	128	125	131
	Total	303	306	238	267	263	264	264	267	248	258	267
Keesler	DEPT OF EDUCATION	6	5	5	7	5	5	5	5	2	0	0
	DEPT OF HEALTH, PE, RECREATION & COACHING	0	0	1	0	0	0	0	0	0	0	0
	Total	6	5	6	7	5	5	5	5	2	0	0
Tradition	DEPT OF EDUCATION	93	93	96	104	104	79	90	67	79	62	97
	DEPT OF HEALTH, PE, RECREATION & COACHING	1	0	0	0	1	2	2	2	7	7	2
	Total	94	93	96	104	105	81	92	69	86	69	99
Total		403	404	340	378	373	350	361	341	336	327	366

WILLIAM CAREY UNIVERSITY
UNDERGRADUATE STUDENT ENROLLMENT
DEPARTMENT OF EDUCATION

		FA-09	FA-10	FA-11	FA-12	FA-13	FA-14	FA-15	FA-16	FA-17	FA-18	FA-19
Hattiesburg	Career and Technical Education	0	1	1	3	2	1	0	0	0	0	0
	Elementary Education	233	231	176	175	154	140	133	147	120	133	138
	<i>Total</i>	233	232	177	178	156	141	133	147	120	133	138
Keesler	Career and Technical Education	0	2	5	7	4	4	2	1	0	0	0
	Elementary Education	6	3	0	0	1	1	3	4	2	0	0
	<i>Total</i>	6	5	5	7	5	5	5	5	2	0	0
Tradition	Career and Technical Education	0	2	5	6	2	2	1	0	0	0	0
	Elementary Education	93	91	91	98	102	77	89	67	79	62	96
	<i>Total</i>	93	93	96	104	104	79	90	67	79	62	96
Total		332	330	278	289	265	225	228	219	201	195	234

WILLIAM CAREY UNIVERSITY
UNDERGRADUATE STUDENT ENROLLMENT
DEPARTMENT OF HEALTH, PHYSICAL EDUCATION, RECREATION, AND COACHING

		FA-09	FA-10	FA-11	FA-12	FA-13	FA-14	FA-15	FA-16	FA-17	FA-18	FA-19
Hattiesburg	Health, Physical Education, and Recreation	57	57	44	66	82	110	113	95	99	88	85
	Physical Education	13	17	17	23	25	13	18	25	29	37	46
	Total	70	74	61	89	107	123	131	120	128	125	131
Keesler	Physical Education	0	0	1	0	0	0	0	0	0	0	0
	Total	0	0	1	0	0	0	0	0	0	0	0
Tradition	Health, Physical Education, and Recreation	1	0	0	0	1	0	2	2	6	4	2
	Physical Education	0	0	0	0	0	2	0	0	1	3	0
	Total	1	0	0	0	1	2	2	2	7	7	2
Total		71	74	62	89	108	125	133	122	135	132	133

WILLIAM CAREY UNIVERSITY
UNDERGRADUATE STUDENT ENROLLMENT
DONALD & FRANCIS WINTERS SCHOOL OF MUSIC & MINISTRY STUDIES

		FA-09	FA-10	FA-11	FA-12	FA-13	FA-14	FA-15	FA-16	FA-17	FA-18	FA-19
Hattiesburg	Christian Ministry	0	0	0	0	0	0	5	16	29	29	34
	Church Music	4	9	17	21	31	20	23	17	10	8	6
	Contemporary Worship Ministry	0	0	0	0	0	0	0	4	4	4	8
	Cross Cultural Business Management	0	0	0	0	0	0	4	13	11	16	18
	Intercultural Studies	0	0	0	0	12	19	27	31	30	31	36
	Music	0	0	3	4	14	15	7	13	13	9	12
	Music Education	19	23	24	37	50	60	72	72	61	60	64
	Music Therapy	15	21	23	23	25	26	33	39	28	28	30
	Music-BA	3	7	3	1	0	0	0	0	0	0	0
	Music-Performance	10	12	9	15	14	21	20	10	9	4	7
	Religion	69	75	72	75	75	53	40	36	29	29	19
	Total	120	147	151	176	221	214	231	251	224	218	234
Keesler AFB	Religion	0	0	0	0	0	0	1	0	0	0	0
	Total	0	0	0	0	0	0	1	0	0	0	0
Tradition	Christian Ministry	0	0	0	0	0	0	0	2	4	1	1
	Music Education	0	0	0	0	0	0	1	0	0	0	0
	Music-Performance	1	0	0	0	0	0	0	0	0	0	0
	Religion	1	2	2	3	1	5	0	0	1	1	0
	Total	2	2	2	3	1	5	1	2	5	2	1
Total		122	149	153	179	222	219	233	253	229	220	235

WILLIAM CAREY UNIVERSITY
UNDERGRADUATE STUDENT ENROLLMENT
DONALD & FRANCIS WINTERS SCHOOL OF MUSIC

		FA-09	FA-10	FA-11	FA-12	FA-13	FA-14	FA-15	FA-16	FA-17	FA-18	FA-19
Hattiesburg	Church Music	4	9	17	21	31	20	23	17	10	8	6
	Contemporary Worship Ministry	0	0	0	0	0	0	0	4	4	4	8
	Music	0	0	3	4	14	15	7	13	13	9	12
	Music Education	19	23	24	37	50	60	72	72	61	60	64
	Music Therapy	15	21	23	23	25	26	33	39	28	28	30
	Music-BA	3	7	3	1	0	0	0	0	0	0	0
	Music-Performance	10	12	9	15	14	21	20	10	9	4	7
	Total	51	72	79	101	134	142	155	155	125	113	127
Tradition	Music Education	0	0	0	0	0	0	1	0	0	0	0
	Music-Performance	1	0	0	0	0	0	0	0	0	0	0
	Total	1	0	0	0	0	0	1	0	0	0	0
Total		52	72	79	101	134	142	156	155	125	113	127

WILLIAM CAREY UNIVERSITY
UNDERGRADUATE STUDENT ENROLLMENT
DEPARTMENT OF BIBLICAL STUDIES

		FA-09	FA-10	FA-11	FA-12	FA-13	FA-14	FA-15	FA-16	FA-17	FA-18	FA-19
Hattiesburg	Religion	69	75	72	75	75	53	40	36	29	29	19
	Total	69	75	72	75	75	53	40	36	29	29	19
Keesler AFB	Religion	0	0	0	0	0	0	1	0	0	0	0
	Total	0	0	0	0	0	0	1	0	0	0	0
Tradition	Religion	1	2	2	3	1	5	0	0	1	1	0
	Total	1	2	2	3	1	5	0	0	1	1	0
Total		70	77	74	78	76	58	41	36	30	30	19

WILLIAM CAREY UNIVERSITY
UNDERGRADUATE STUDENT ENROLLMENT
DEPARTMENT OF CHRISTIAN MINISTRIES

		FA-13	FA-14	FA-15	FA-16	FA-17	FA-18	FA-19
Hattiesburg	Christian Ministry	0	0	5	16	29	29	34
	Cross Cultural Business Management	0	0	4	13	11	16	18
	Intercultural Studies	12	19	27	31	30	31	36
	Total	12	19	36	60	70	76	88
Tradition	Christian Ministry	0	0	0	2	4	1	1
	Total	0	0	0	2	4	1	1
Total		12	19	36	62	74	77	89

WILLIAM CAREY UNIVERSITY
UNDERGRADUATE STUDENT ENROLLMENT
SCHOOL OF NATURAL AND BEHAVIORAL SCIENCES

		FA-09	FA-10	FA-11	FA-12	FA-13	FA-14	FA-15	FA-16	FA-17	FA-18	FA-19
Hattiesburg	DEPT OF BIOLOGICAL SCIENCES	92	118	142	178	180	205	189	236	235	248	218
	DEPT OF CHEMISTRY & PHY SCIENCES	10	10	6	8	12	14	14	11	15	9	13
	DEPT OF CRIMINAL JUSTICE	0	0	0	0	2	7	11	19	25	24	26
	DEPT OF MATHEMATICS	25	40	29	26	26	30	31	28	22	20	18
	DEPT OF PSYCHOLOGY	229	214	204	208	177	161	143	149	122	118	99
	Total	356	382	381	420	397	417	388	443	418	419	374
Keesler	DEPT OF BIOLOGICAL SCIENCES	0	0	1	0	0	2	0	1	1	1	0
	DEPT OF CRIMINAL JUSTICE	0	0	0	1	1	2	3	2	1	1	0
	DEPT OF PSYCHOLOGY	3	1	3	9	8	3	2	1	2	1	0
	Total	3	1	4	10	9	7	5	4	4	3	0
New Orleans	DEPT OF BIOLOGICAL SCIENCES	0	0	1	1	0	0	0	0	0	0	0
	DEPT OF PSYCHOLOGY	0	2	25	35	2	0	0	0	0	0	0
	Total	0	2	26	36	2	0	0	0	0	0	0
Tradition	DEPT OF BIOLOGICAL SCIENCES	4	4	6	6	13	10	20	25	28	21	17
	DEPT OF CHEMISTRY & PHY SCIENCES	0	0	0	1	2	2	1	1	0	0	1
	DEPT OF CRIMINAL JUSTICE	0	0	0	0	23	38	47	45	37	32	26
	DEPT OF MATHEMATICS	1	0	1	0	2	2	2	0	1	0	2
	DEPT OF PSYCHOLOGY	21	32	33	41	44	41	48	40	36	30	18
	Total	26	36	40	48	84	93	118	111	102	83	64
	Total	385	421	451	514	492	517	511	558	524	505	438

WILLIAM CAREY UNIVERSITY
UNDERGRADUATE STUDENT ENROLLMENT
DEPARTMENT OF BIOLOGICAL SCIENCES

		FA-09	FA-10	FA-11	FA-12	FA-13	FA-14	FA-15	FA-16	FA-17	FA-18	FA-19
Hattiesburg	Biology	80	107	132	166	166	192	182	234	233	248	218
	Health Related Professions	12	11	10	12	14	13	7	2	2	0	0
	Total	92	118	142	178	180	205	189	236	235	248	218
Keesler	Biology	0	0	1	0	0	2	0	1	1	1	0
	Total	0	0	1	0	0	2	0	1	1	1	0
New Orleans	Biology	0	0	1	1	0	0	0	0	0	0	0
	Total	0	0	1	1	0	0	0	0	0	0	0
Tradition	Biology	4	2	6	5	11	8	15	19	28	21	17
	Health Related Professions	0	2	0	1	2	2	5	6	0	0	0
	Total	4	4	6	6	13	10	20	25	28	21	17
Total		96	122	150	185	193	217	209	262	264	270	235

WILLIAM CAREY UNIVERSITY
UNDERGRADUATE STUDENT ENROLLMENT
DEPARTMENT OF CHEMISTRY AND THE PHYSICAL SCIENCES

		FA-09	FA-10	FA-11	FA-12	FA-13	FA-14	FA-15	FA-16	FA-17	FA-18	FA-19
Hattiesburg	Chemistry	10	10	6	8	12	14	14	11	15	9	13
Tradition	Chemistry	0	0	0	1	2	2	1	1	0	0	1
Total		10	10	6	9	14	16	15	12	15	9	14

WILLIAM CAREY UNIVERSITY
UNDERGRADUATE STUDENT ENROLLMENT
DEPARTMENT OF CRIMINAL JUSTICE

		FA-12	FA-13	FA-14	FA-15	FA-16	FA-17	FA-18	FA-19
Hattiesburg	Criminal Justice	0	2	7	11	19	25	24	26
	Total	0	2	7	11	19	25	24	26
Keesler	Criminal Justice	1	1	2	3	2	1	1	0
	Total	1	1	2	3	2	1	1	0
Tradition	Criminal Justice	0	23	38	47	45	37	32	26
	Total	0	23	38	47	45	37	32	26
Total		1	26	47	61	66	63	57	52

WILLIAM CAREY UNIVERSITY
UNDERGRADUATE STUDENT ENROLLMENT
DEPARTMENT OF MATHEMATICS

		FA-09	FA-10	FA-11	FA-12	FA-13	FA-14	FA-15	FA-16	FA-17	FA-18	FA-19
Hattiesburg	Mathematics	25	40	29	26	26	30	31	28	22	20	18
Tradition	Mathematics	1	0	1	0	2	2	2	0	1	0	2
Total		26	40	30	26	28	32	33	28	23	20	20

WILLIAM CAREY UNIVERSITY
UNDERGRADUATE STUDENT ENROLLMENT
DEPARTMENT OF PSYCHOLOGY

		FA-09	FA-10	FA-11	FA-12	FA-13	FA-14	FA-15	FA-16	FA-17	FA-18	FA-19
Hattiesburg	Gerontology	0	0	0	0	0	1	3	3	3	1	0
	Psychology	229	214	204	208	177	160	140	146	119	117	99
	Total	229	214	204	208	177	161	143	149	122	118	99
Keesler	Psychology	3	1	3	9	8	3	2	1	2	1	0
	Total	3	1	3	9	8	3	2	1	2	1	0
New Orleans	Psychology	0	2	25	35	2	0	0	0	0	0	0
	Total	0	2	25	35	2	0	0	0	0	0	0
Tradition	Psychology	21	32	33	41	44	41	48	40	36	30	18
	Total	21	32	33	41	44	41	48	40	36	30	18
Total		253	249	265	293	231	205	193	190	160	149	117

WILLIAM CAREY UNIVERSITY
UNDERGRADUATE STUDENT ENROLLMENT
COLLEGE OF HEALTH SCIENCES

		FA-09	FA-10	FA-11	FA-12	FA-13	FA-14	FA-15	FA-16	FA-17	FA-18	FA-19
Baton Rouge	Health Administration and Education	0	0	0	0	0	0	0	0	0	0	7
	Health Information Management	0	0	0	0	0	0	0	0	0	0	1
	Nursing	0	0	0	0	0	0	0	0	0	49	103
	Total	0	0	0	0	0	0	0	0	0	49	110
Hattiesburg	Health Administration and Education	0	0	0	0	0	4	14	28	48	49	52
	Health Information Management	0	0	0	0	13	25	11	9	16	26	33
	Nursing	213	233	244	219	237	270	254	242	256	225	234
	RN to BSN	0	0	0	0	0	1	0	1	4	0	0
	Total	213	233	244	219	250	300	279	280	324	300	319
Keesler AFB	Nursing	11	14	9	4	4	6	3	5	6	4	0
	Total	11	14	9	4	4	6	3	5	6	4	0
Tradition	Health Administration and Education	0	0	0	0	0	1	1	2	10	12	7
	Health Information Management	0	0	0	0	0	3	1	2	2	2	2
	Nursing	98	161	163	166	171	140	132	106	129	137	128
	RN to BSN	0	0	0	0	0	1	0	2	5	0	0
	Total	98	161	163	166	171	145	134	112	146	151	137
New Orleans	Nursing	242	295	241	141	22	0	0	0	0	0	0
	Total	242	295	241	141	22	0	0	0	0	0	0
Total		564	703	657	530	447	451	416	397	476	504	566

WILLIAM CAREY UNIVERSITY
UNDERGRADUATE STUDENT ENROLLMENT
JOSEPH & NANCY FAIL SCHOOL OF NURSING

		FA-09	FA-10	FA-11	FA-12	FA-13	FA-14	FA-15	FA-16	FA-17	FA-18	FA-19
Baton Rouge	Nursing	0	0	0	0	0	0	0	0	0	49	103
Hattiesburg	Nursing	213	233	244	219	237	270	254	242	256	225	234
Keesler AFB	Nursing	11	14	9	4	4	6	3	5	6	4	0
Tradition	Nursing	98	161	163	166	171	140	132	106	129	137	128
New Orleans	Nursing	242	295	241	141	22	0	0	0	0	0	0
Total		564	703	657	530	434	416	389	353	391	415	465

WILLIAM CAREY UNIVERSITY
UNDERGRADUATE STUDENT ENROLLMENT
DEPARTMENT OF HEALTH ADMINISTRATION AND EDUCATION

		FA-14	FA-15	FA-16	FA-17	FA-18	FA-19
Hattiesburg	Health Administration and Education	4	14	28	48	49	52
	Total	4	14	28	48	49	52
Tradition	Health Administration and Education	1	1	2	10	12	7
	Total	1	1	2	10	12	7
Total		5	15	30	58	61	59

WILLIAM CAREY UNIVERSITY
UNDERGRADUATE STUDENT ENROLLMENT
DEPARTMENT OF HEALTH INFORMATION MANAGEMENT

		FA-13	FA-14	FA-15	FA-16	FA-17	FA-18	FA-19
Hattiesburg	Health Information Management	13	25	11	9	16	26	33
	Total	13	25	11	9	16	26	33
Tradition	Health Information Management	0	3	1	2	2	2	2
	Total	0	3	1	2	2	2	2
Total		13	28	12	11	18	28	35

WILLIAM CAREY UNIVERSITY

GRADUATE STUDENT ENROLLMENT

BY CAMPUS/BY PROGRAM

		FA-09	FA-10	FA-11	FA-12	FA-13	FA-14	FA-15	FA-16	FA-17	FA-18	FA-19
Graduate Hattiesburg	MA-ENG	0	7	5	1	7	4	10	3	4	3	1
	MA-HIS	0	0	4	4	3	4	2	3	3	2	3
	MBA	41	39	43	42	30	28	21	17	10	18	19
	MBS	18	9	5	0	0	36	38	34	36	33	31
	MED/SPED	490	485	497	557	452	529	654	634	577	549	586
	MM	12	6	5	8	8	13	12	13	13	15	21
	MS - CJ	0	0	0	0	0	0	0	2	1	0	0
	MS-BIO	0	0	1	1	5	5	3	0	0	1	2
	MS - HAE	0	0	0	0	0	0	0	0	9	33	37
	MSN	45	35	28	52	56	41	36	38	27	18	21
	MS-PSY	103	125	143	142	126	135	120	103	95	75	55
	Total	709	706	731	807	687	795	896	843	770	744	774
Graduate Keesler	MBA	10	9	8	5	3	1	0	1	0	0	0
	MED/SPED	4	3	6	10	2	3	0	1	0	0	0
	MS - CJ	0	0	0	0	0	0	0	1	0	0	0
	MS-PSY	0	1	1	0	0	1	2	1	0	0	0
	Total	14	13	15	15	5	5	2	4	0	0	0
Graduate Tradition	MA-ENG	0	0	0	1	0	1	0	0	0	0	0
	MBA	108	101	88	83	50	48	52	37	25	20	24
	MED/SPED	268	322	293	277	259	222	202	232	228	223	231
	MS - CJ	0	0	0	0	0	0	0	13	12	12	16
	MS - HAE	0	0	0	0	0	0	0	0	0	1	2
	MSN	0	23	17	25	26	37	43	29	18	10	10
	MS-PSY	44	38	60	71	67	60	63	48	45	50	50
	Total	420	484	458	457	402	368	360	356	324	315	332
Total		1,143	1,203	1,204	1,279	1,094	1,168	1,258	1,203	1,094	1,059	1,106

WILLIAM CAREY UNIVERSITY
GRADUATE STUDENT ENROLLMENT
MASTER OF ARTS IN ENGLISH

	FA-10	FA-11	FA-12	FA-13	FA-14	FA-15	FA-16	FA-17	FA-18
Graduate MA - English Hattiesburg	7	5	1	7	4	10	3	4	2
Total	7	5	1	7	4	10	3	4	2
Graduate MA - English Tradition	0	0	1	0	0	0	0	0	0
Total	0	0	1	0	0	0	0	0	0
Total	7	5	2	7	4	10	3	4	2

WILLIAM CAREY UNIVERSITY
GRADUATE STUDENT ENROLLMENT
MASTER OF ARTS IN HISTORY

		FA-11	FA-12	FA-13	FA-14	FA-15	FA-16	FA-17	FA-18	FA-19
Graduate	MA - History	4	4	3	4	2	3	3	2	3
Hattiesburg										
Total		4	4	3	4	2	3	3	2	3

WILLIAM CAREY UNIVERSITY
GRADUATE STUDENT ENROLLMENT
MASTER OF BUSINESS ADMINISTRATION

		FA-09	FA-10	FA-11	FA-12	FA-13	FA-14	FA-15	FA-16	FA-17	FA-18	FA-19
Graduate Hattiesburg	MBA-Business Administration	41	39	43	42	30	28	21	17	9	17	19
	Total	41	39	43	42	30	28	21	17	9	17	19
Graduate Keesler	MBA-Business Administration	10	9	8	5	3	1	0	1	0	0	0
	Total	10	9	8	5	3	1	0	1	0	0	0
Graduate Tradition	MBA-Business Administration	108	101	88	83	50	48	52	36	25	20	24
	Total	108	101	88	83	50	48	52	36	25	20	24
Total		159	149	139	130	83	77	73	54	34	37	43

WILLIAM CAREY UNIVERSITY
GRADUATE STUDENT ENROLLMENT
MASTER OF BIOMEDICAL SCIENCE

		FA-09	FA-10	FA-11	FA-12	FA-13	FA-14	FA-15	FA-16	FA-17	FA-18	FA-19
Graduate Hattiesburg	MBS - Master of Biomedical Science	18	9	4	19	21	36	38	33	36	33	31
	Total	18	9	4	19	21	36	38	33	36	33	31
	Total	18	9	4	19	21	36	38	33	36	33	31

WILLIAM CAREY UNIVERSITY
MASTER OF EDUCATION
Graduate - Hattiesburg Enrollment

		FA-09	FA-10	FA-11	FA-12	FA-13	FA-14	FA-15	FA-16	FA-17	FA-18	FA-19
Graduate Hattiesburg	Biology-Add on Endorsement	0	0	0	1	1	0	0	0	0	0	0
	Emotional and Behavioral Disorders Add-On	0	0	0	0	0	0	0	5	6	2	4
	English Add-On Endorsement	2	0	1	0	1	0	0	0	0	0	0
	Gifted Add-On Endorsement	15	9	8	9	7	4	7	11	6	6	3
	Mathematics Add-On Endorsement	0	2	1	0	0	1	1	0	0	0	0
	MED-Art Education	0	0	0	1	2	6	6	3	4	2	4
	MED-Art of Teaching (Special Education)	0	0	0	0	0	4	4	15	17	25	46
	MED-Art of Teaching(Elementary)	84	76	78	77	49	45	45	33	35	32	37
	MED-Art of Teaching(Secondary)	103	95	87	120	105	81	72	70	68	71	73
	MED-Biology	2	12	7	7	7	2	2	3	1	0	0
	MED-Career and Technical Education	0	0	4	1	0	2	0	0	0	0	0
	MED-Certification Only	0	0	0	1	0	0	0	0	0	0	0
	MED-Dyslexia Therapy	0	0	0	0	23	46	49	42	38	32	29
	MED-Educational Leadership	0	0	0	19	19	20	22	33	31	29	27
	MED-Elementary Education	118	94	90	130	79	76	77	70	37	31	29
	MED-Emotional and Behavioral Disorders	0	0	0	0	0	0	0	3	8	7	13
	MED-English	34	24	19	8	7	7	4	9	9	5	12

		FA-09	FA-10	FA-11	FA-12	FA-13	FA-14	FA-15	FA-16	FA-17	FA-18	FA-19
Graduate Hattiesburg	MED-Gifted Education	16	16	14	7	10	10	13	13	9	9	9
	MED-Interscholastic Athletic Administration	0	0	0	0	6	15	15	11	22	18	19
	MED-Mathematics	0	4	3	10	10	7	10	6	4	6	10
	MED-Mild/Moderate Disabilities	29	24	28	23	28	29	35	38	21	14	12
	MED-Secondary Education	54	44	42	71	41	56	33	26	33	29	17
	MED-Social Sciences	13	7	6	6	4	4	7	3	1	3	2
	MED-Teaching and Learning Globally	0	0	0	0	0	1	0	1	6	4	14
	MED-Unknown	3	4	3	1	10	17	11	0	1	11	26
	Mild/Mod. Disabilities Add-On Endorsement	10	6	11	12	4	4	4	0	2	4	2
	Reading Add-On Endorsement	5	9	8	3	1	2	0	0	4	6	3
	Severe/Profound Disability Add on Endorsement	1	0	0	0	0	1	0	0	0	0	0
	Social Science Add-On Endorsement	1	3	3	1	0	0	0	0	0	0	0
	Total	490	429	413	508	414	440	417	395	363	346	391

WILLIAM CAREY UNIVERSITY

MASTER OF EDUCATION

Graduate - Tradition Enrollment

		FA-09	FA-10	FA-11	FA-12	FA-13	FA-14	FA-15	FA-16	FA-17	FA-18	FA-19
Graduate Keesler	MED-Art of Teaching(Elementary)	1	0	0	0	0	0	0	0	0	0	0
	MED-Art of Teaching(Secondary)	2	1	2	0	0	0	0	1	0	0	0
	MED-Career and Technical Education	0	0	4	10	2	2	0	0	0	0	0
	MED-Elementary Education	1	1	0	0	0	0	0	0	0	0	0
	MED-Secondary Education	0	1	0	0	0	0	0	0	0	0	0
	Art-Add On Endorsement	0	0	0	1	2	0	0	0	0	0	0
	Emotional and Behavioral Disorders Add-On	0	0	0	0	0	0	0	3	6	1	1
	English Add-On Endorsement	0	3	2	1	2	0	0	0	0	0	1
	Gifted Add-On Endorsement	2	4	4	4	5	4	6	2	3	8	4
Graduate Tradition	Mathematics Add-On Endorsement	0	0	0	0	0	1	0	1	0	0	0
	MED-Art Education	3	4	4	4	3	0	1	0	2	1	0
	MED-Art of Teaching (Special Education)	0	0	0	0	0	1	5	5	21	14	16
	MED-Art of Teaching(Elementary)	61	54	57	57	60	32	26	28	25	14	17
	MED-Art of Teaching(Secondary)	74	70	65	52	60	43	42	27	34	39	34
	MED-Biology	0	1	0	0	0	0	0	1	0	0	0
	MED-Career and Technical Education	0	3	4	2	3	5	1	0	0	0	0
	MED-Dyslexia Therapy	0	0	0	0	0	2	0	2	18	24	14

		FA-09	FA-10	FA-11	FA-12	FA-13	FA-14	FA-15	FA-16	FA-17	FA-18	FA-19
Graduate Tradition	MED-Educational Leadership	0	0	0	13	22	13	8	10	9	10	22
	MED-Elementary Education	60	83	63	64	43	49	31	38	25	21	29
	MED-Emotional and Behavioral Disorders	0	0	0	0	0	0	0	4	1	4	1
	MED-English	6	9	4	2	1	0	4	4	0	1	0
	MED-Gifted Education	7	9	8	8	7	6	13	6	8	8	3
	MED-Interscholastic Athletic Administration	0	0	0	0	0	1	0	0	0	0	0
	MED-Mathematics	0	2	1	0	0	3	5	2	0	1	2
	MED-Mild/Moderate Disabilities	11	8	11	13	9	12	8	15	14	10	6
	MED-Secondary Education	38	46	44	38	30	27	15	19	13	9	10
	MED-Social Sciences	1	1	0	0	0	1	2	2	0	0	1
	MED-Teaching and Learning Globally	0	0	0	0	0	0	0	0	0	1	1
	MED-Unknown	1	2	0	0	3	2	2	0	0	2	9
	Mild/Mod. Disabilities Add-On Endorsement	3	2	3	1	2	1	2	3	0	0	0
	Reading Add-On Endorsement	1	6	2	4	0	3	0	0	1	0	0
	Social Science Add-On Endorsement	0	0	0	0	0	0	0	1	0	0	0
Total		272	310	278	274	254	208	171	174	180	168	171

WILLIAM CAREY UNIVERSITY
GRADUATE STUDENT ENROLLMENT
MASTER OF MUSIC

		FA-09	FA-10	FA-11	FA-12	FA-13	FA-14	FA-15	FA-16	FA-17	FA-18	FA-19
Graduate Hattiesburg	MM-Church Music	0	0	0	0	0	1	2	3	4	6	9
	MM-Music Education	12	6	5	8	8	12	10	9	9	9	12
	Total	12	6	5	8	8	13	12	12	13	15	21

WILLIAM CAREY UNIVERSITY
GRADUATE STUDENT ENROLLMENT
MASTER OF SCIENCE IN BIOLOGICAL SCIENCES

		FA-11	FA-12	FA-13	FA-14	FA-15	FA-18	FA-19
Graduate Hattiesburg	MS-Biological Sciences	1	1	5	5	3	1	2
	Total	1	1	5	5	3	1	2
	Total	1	1	5	5	3	1	2

WILLIAM CAREY UNIVERSITY
GRADUATE STUDENT ENROLLMENT
MASTER OF SCIENCE IN CRIMINAL JUSTICE

		FA-16	FA-17	FA-18	FA-19
Graduate Hattiesburg	MS - Criminal Justice	2	1	0	0
	Total	2	1	0	0
Graduate Keesler	MS - Criminal Justice	1	0	0	0
	Total	1	0	0	0
Graduate Tradition	MS - Criminal Justice	13	12	12	16
	Total	13	12	12	16
Total		16	13	12	16

WILLIAM CAREY UNIVERSITY
GRADUATE STUDENT ENROLLMENT
COLLEGE OF HEALTH SCIENCES

		FA-09	FA-10	FA-11	FA-12	FA-13	FA-14	FA-15	FA-16	FA-17	FA-18	FA-19
Graduate Hattiesburg	MS - Health Administration and Education	0	0	0	0	0	0	0	0	8	33	37
	MSN-MBA	0	0	0	0	0	1	0	0	3	2	1
	MSN-Nursing	44	34	28	48	56	40	36	37	23	16	19
	MSN-Post-Master's Program	0	0	0	4	0	0	0	0	0	0	0
	Total	44	34	28	52	56	41	36	37	34	51	57
Graduate Tradition	MS - Health Administration and Education	0	0	0	0	0	0	0	0	0	1	2
	MSN-MBA	0	0	0	0	0	12	14	8	5	1	0
	MSN-Nursing	0	23	17	25	26	25	29	21	13	9	9
	Total	0	23	17	25	26	37	43	29	18	11	11
Total		44	57	45	77	82	78	79	66	52	62	68

WILLIAM CAREY UNIVERSITY
MASTER OF SCIENCE IN COUNSELING PSYCHOLOGY
Graduate - Hattiesburg Enrollment

		FA-09	FA-10	FA-11	FA-12	FA-13	FA-14	FA-15	FA-16	FA-17	FA-18	FA-19
Graduate Hattiesburg	LPC Licensure	7	9	10	6	1	7	13	12	12	7	3
	M.S.-Child/Adolescent Therapy	27	61	70	72	64	59	52	41	38	33	22
	M.S.-Christian Counseling	10	8	11	5	6	9	13	11	11	11	12
	M.S.-Counseling	1	0	1	2	1	2	5	5	1	9	12
	M.S.-Counseling Psychology	17	23	26	29	28	27	10	11	6	2	1
	M.S.-Gerontology	3	2	5	6	5	6	6	5	3	1	1
	M.S.-Organizational Counseling	0	0	1	0	0	0	0	0	0	0	0
	M.S.-School Counseling	19	16	14	11	12	11	12	7	11	9	3
	M.S.-School Psychometry	1	1	3	8	6	9	8	6	3	1	1
	Total	85	120	141	139	123	130	119	98	85	73	55
Total		85	120	141	139	123	130	119	98	85	73	55

WILLIAM CAREY UNIVERSITY
MASTER OF SCIENCE IN COUNSELOR EDUCATION
Graduate - Tradition Enrollment

		FA-14	FA-15	FA-16	FA-17	FA-18	FA-19
Graduate Keesler	MS - Counselor Education	0	2	1	0	0	0
	Total	0	2	1	0	0	0
Graduate Tradition	MS - Counselor Education	9	39	27	6	2	1
	MS-Counselor Ed-Clinical Mental Health Counseling	0	0	2	17	11	14
	MS-Counselor Ed-School Counseling	0	0	0	4	12	12
	Total	9	39	29	27	25	27
Total		9	41	30	27	25	27

WILLIAM CAREY UNIVERSITY

SPECIALIST IN EDUCATION

		FA-10	FA-11	FA-12	FA-13	FA-14	FA-15	FA-16	FA-17	FA-18	FA-19
Graduate Hattiesburg	EDS-Educational Leadership	0	0	0	0	4	32	72	67	71	63
	EDS-Elementary Education	2	5	2	1	1	0	0	0	0	0
	EDS-Emotional and Behavioral Disorders	0	0	0	0	0	0	5	15	19	18
	EDS-Higher ED Administration	54	75	47	35	33	35	32	22	28	26
	EDS-Instructional Leadership	0	0	0	0	29	149	126	109	81	84
	EDS-Leadership	0	0	0	0	21	19	2	0	2	1
Graduate Tradition	EDS-Secondary Education	0	0	0	1	1	1	0	0	0	0
	EDS-Educational Leadership	0	0	0	0	2	6	31	17	22	22
	EDS-Elementary Education	3	2	0	0	0	0	0	0	0	0
	EDS-Elementary Education(MAT)	0	0	0	0	0	0	0	1	1	0
	EDS-Emotional and Behavioral Disorders	0	0	0	0	0	0	0	5	6	9
	EDS-Higher ED Administration	11	19	13	7	7	4	1	3	4	2
	EDS-Instructional Leadership	0	0	0	0	1	10	25	20	21	27
	EDS-Leadership	0	0	0	0	4	9	1	0	0	0
	EDS-Secondary Education	0	0	0	0	2	1	1	0	0	0
Total		70	101	62	44	105	266	296	259	255	252

WILLIAM CAREY UNIVERSITY

DOCTORAL STUDENT ENROLLMENT

		FA-12	FA-13	FA-14	FA-15	FA-16	FA-17	FA-18	FA-19
Doctoral Hattiesburg	EDD-Educational Leadership	0	0	0	7	70	133	123	103
	EDD-Higher Education Administration	21	19	1	3	2	0	0	2
	PhD-Higher Education Administration	1	1	14	14	25	23	20	13
	PhD-Nursing Education and Administration	43	75	72	74	61	58	67	65
	DNP to PhD	0	0	0	0	9	9	6	7
	PhD-Physical Therapy	0	0	0	0	30	58	86	90
Doctoral Pharmacy	DP - Pharmacy	0	0	0	0	0	0	57	96
Total		65	95	87	98	197	281	359	376

WILLIAM CAREY UNIVERSITY

DOCTORAL PROGRAMS IN EDUCATION

		FA-12	FA-13	FA-14	FA-15	FA-16	FA-17	FA-18	FA-19
Doctoral Hattiesburg	EDD-Educational Leadership	0	0	0	7	70	133	123	103
	EDD-Higher Education Administration	21	19	1	3	2	0	0	2
	PhD-Higher Education Administration	1	1	14	14	25	23	20	13
	Total	22	20	15	24	97	156	143	118

WILLIAM CAREY UNIVERSITY

DOCTORAL PROGRAMS IN THE COLLEGE OF HEALTH SCIENCES

		FA-12	FA-13	FA-14	FA-15	FA-16	FA-17	FA-18	FA-19
Doctoral Hattiesburg	PhD-Nursing Education and Administration	43	75	72	74	61	58	67	65
	DNP to PhD	0	0	0	0	9	9	6	7
	PhD-Physical Therapy	0	0	0	0	30	58	86	90
Doctoral-Pharmacy	DP - Pharmacy	0	0	0	0	0	0	57	96
Total		43	75	72	74	100	125	216	258

WILLIAM CAREY UNIVERSITY
COLLEGE OF OSTEOPATHIC MEDICINE
STUDENT ENROLLMENT

	FA-10	FA-11	FA-12	FA-13	FA-14	FA-15	FA-16	FA-17	FA-18	FA-19
DO - Osteopathic Medicine	109	209	306	401	411	403	410	407	413	404
Total	109	209	306	401	411	403	410	407	413	404